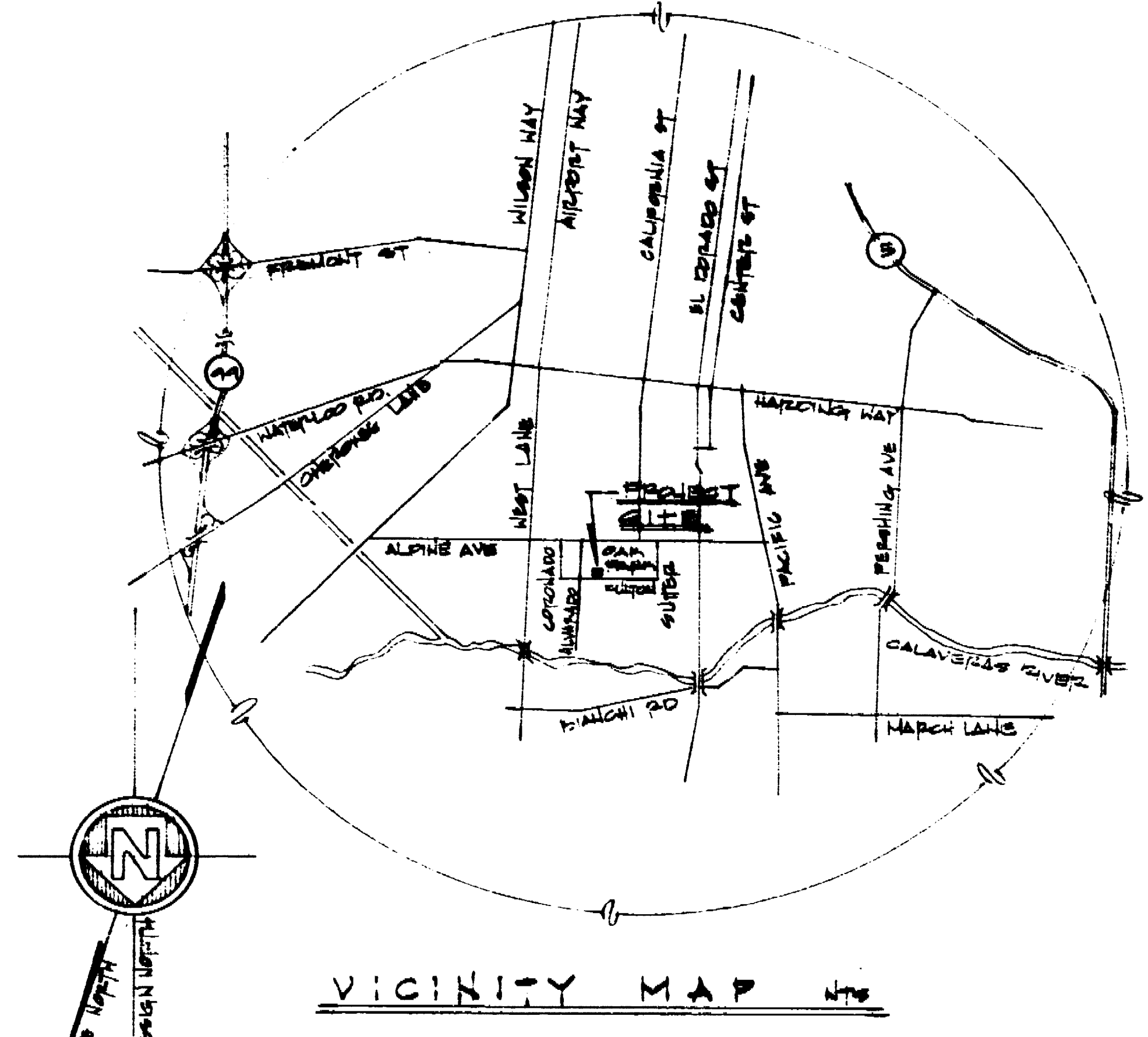


GENERAL NOTES:

OCCUPANCY: B2
 NEW BUILDING AREA: 1005 SQ. FT.
 OCCUPANT LOAD: 92 (ONE EXIT ROAD - UBC 1902 TABLE 93-A)
 ADJACENT ASSEMBLY ROOM: 3000 SQUARE FEET / 1 OCCUPANTS = 522 OCCUPANTS = OCCUPANCY TYPE A2.1
 REQUIRED OCCUPANCY SEPARATION A1/B2 = 1 HOUR



INDEX OF DRAWINGS	
SI	SHEET DESCRIPTION
A1	SITE PLAN/SHEET INDEX
A2	SITE IMPROVEMENTS PLAN
A3	FINISH SCHEDULES/DOORS & WINDOWS
A4	FLOOR PLAN
A5	REFLECTED CEILING PLAN
A6	ROOF PLAN
A7	EXTERIOR ELEVATIONS
A8	BUILDING SECTIONS
A9	INTERIOR ELEVATIONS
A10	CABINET ELEVATIONS & DETAILS
L1	LANDSCAPE/IRRIGATION PLAN
S1	TYPICAL DETAILS
S2	FOUNDATION PLAN W/ DETAILS
S3	ROOF FRAMING PLAN
MF-1	FLOOR PLAN, ROOF PLAN, SITE PLAN
MF-2	FIXTURE SCHEDULE, DOOR/FINISH SCHEDULE, EQUIP. SCHEDULE, DETAILS, SECTION, NOTES
SI	EXIST. LAYOUT, SITE PLAN, FINISH SCHEDULE, FIXTURE SCHEDULE, NOTES, SYMBOLS

REVISIONS	
3-17-86	1. DELETE CONCRETE COURTYARD RATIO MAINTENANCE WALK. 2. REMOVE EXISTING CONC WALK AS NOTED TO REPLACE IRRIGATION PIPES. 3. ADD CONCRETE CONC WALK WHERE INDICATED. 4. CORRECT L1 W/ FINISH SCHEDULES, LANDSCAPE & IRRIGATION BY CONTRACTOR. 5. REVISED DETAILS SEE A 3/4. 6. LAMP SETS TO BE 12" H. BEST LIGHT CHARACTERISTICS. 7. REVISED SECTION A-10 & 9. FLOOR PLAN & ELEVATIONS. 8. CORRECTED 2 SINKS TO BE PLASTER LAMINATE. 9. ADD LIGHT SWITCH TO PLAN, E.L.I. & EXTERIOR ELEVATION. 10. REVISED PUBLIC TELEPHONE TO TELEPHONE JACK. 11. ADD CITY STANDARD DETAIL HANG UP COUNTOUT, MF-1. 12. ADD CITY STANDARD DETAIL NO. 58 TO COUNTOUT, MF-1.
7-9-86	1. DET. A16 7" WAS 4" MIN. 2. DELETED ASPHALT FILL

DATE	2-10-86
REVISIONS	3-17-86
	4-1-86

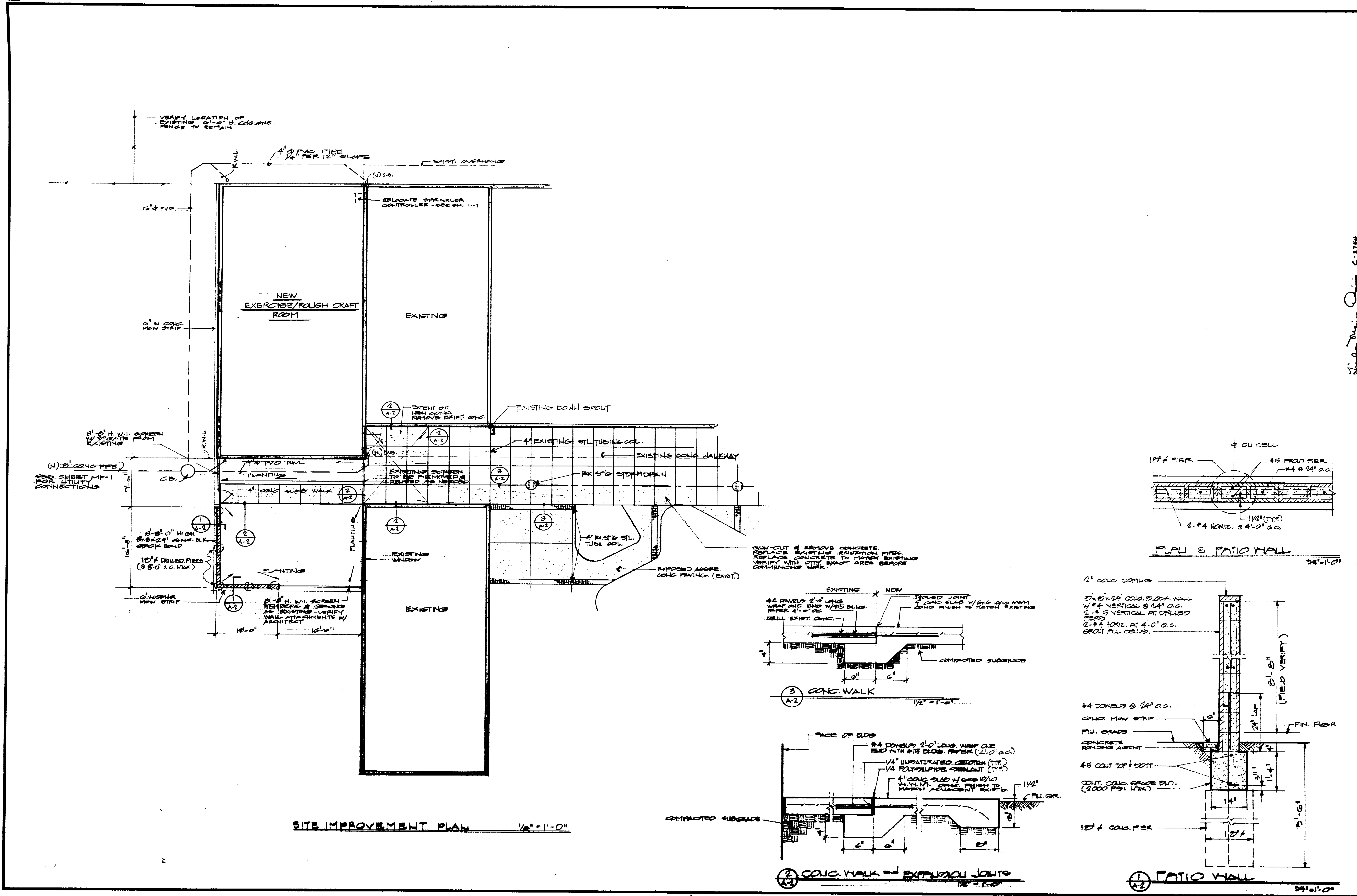
RAMSEY - DERIVI - CASTELLANOS
ARCHITECTS
 1428 NORTH HUNTER STREET, STOCKTON, CALIFORNIA 95202 209/462-2585

SITE PLAN/SHEET INDEX
 RESEARCH/ROUGH DRAFT ROOM EXPANSION
 OAK PARK SENIOR CITIZENS CENTER
 790 EAST FULTON
 STOCKTON, CA 95204

APPROVED BY: <i>[Signature]</i> DATE: 3/6/86 CITY ENGINEER STOCKTON, CALIF.	SCALE: AS SHOWN DRAWN BY: <i>[Signature]</i> CHECKED BY: <i>[Signature]</i> RECORDS DIV.	APPROVED BY: <i>[Signature]</i> DATE: 3/6/86 CITY ENGINEER STOCKTON, CALIF.	SHEET NO. 11 OF 17 SHEETS
--	---	--	------------------------------

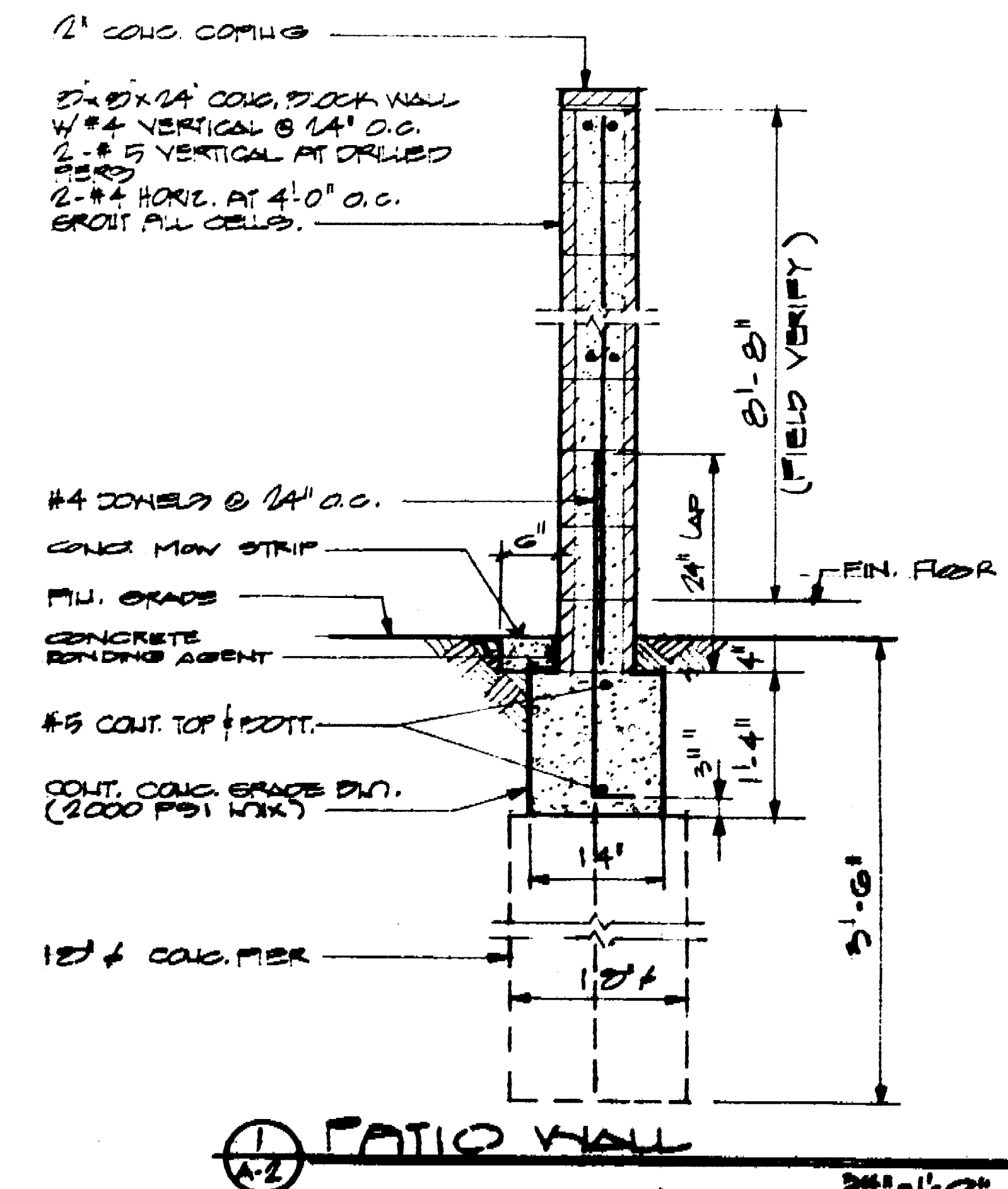
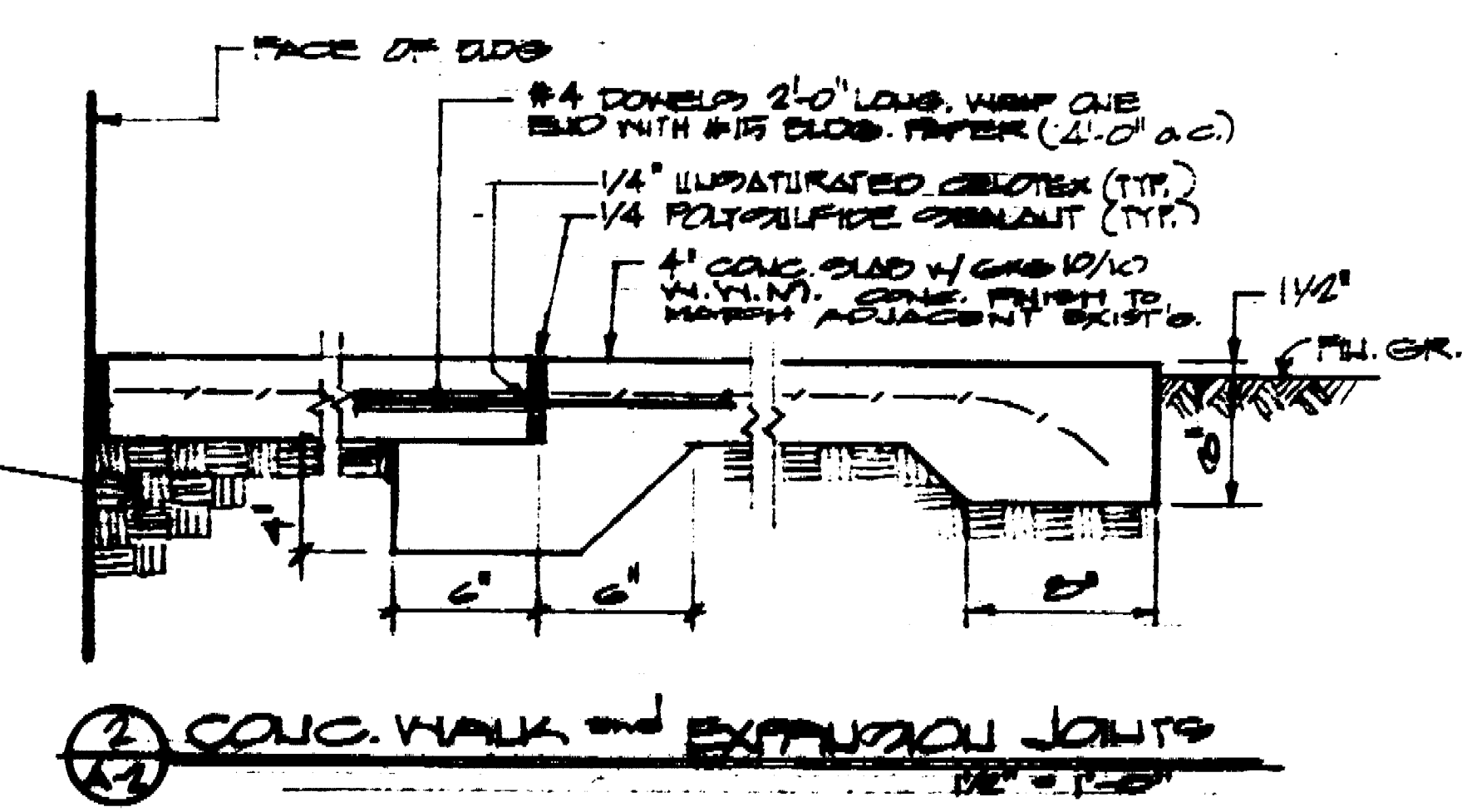
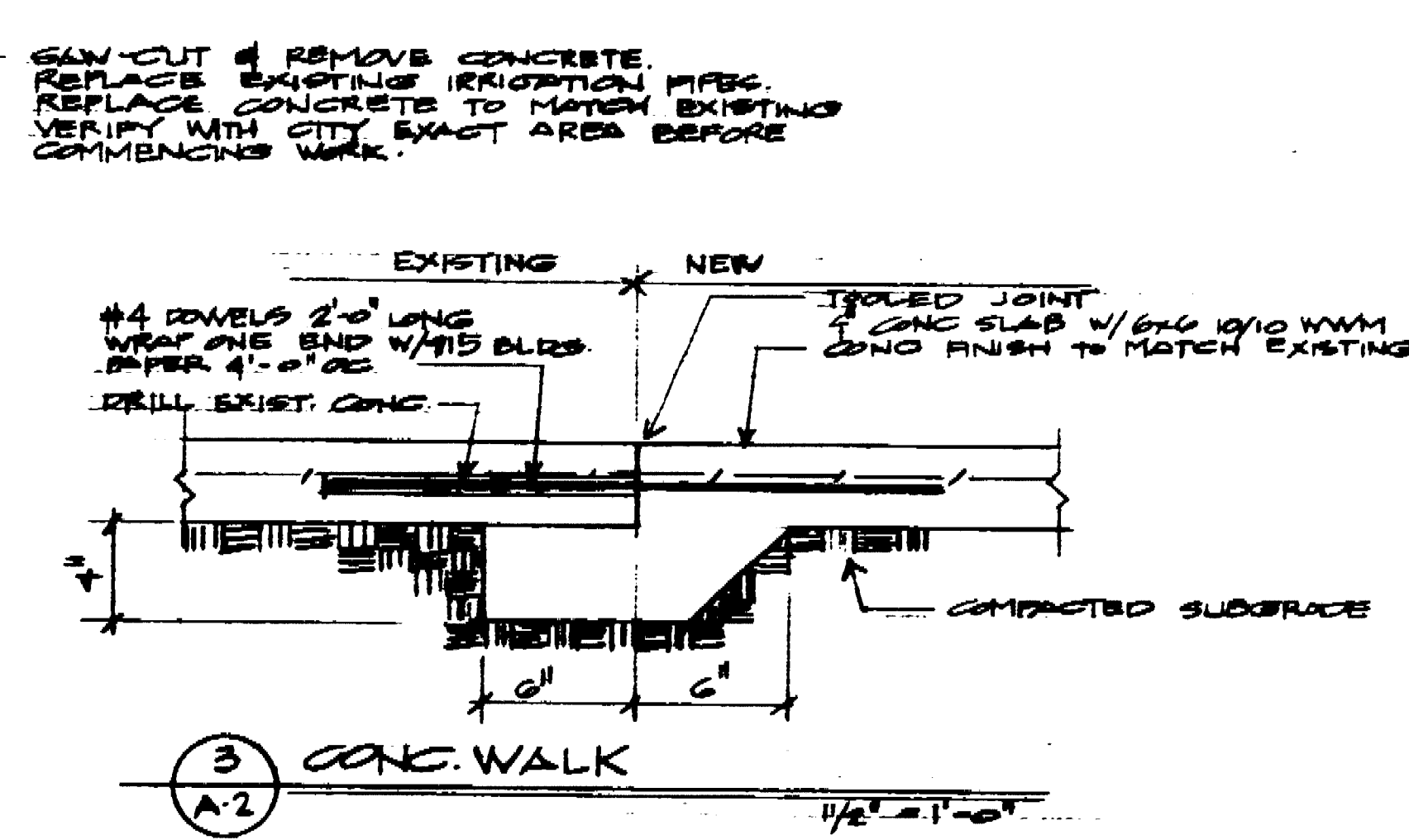
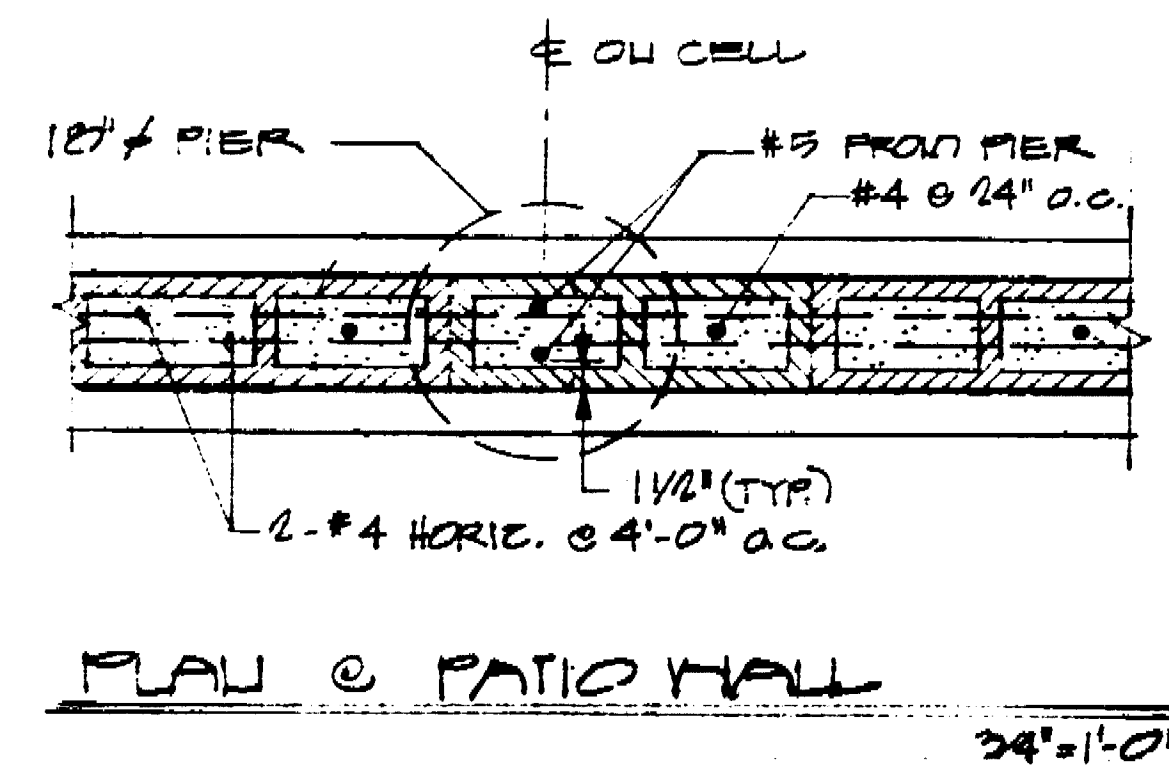
15-2899 294C

DATE	2-10-86
REVISIONS	
	8-17-86



L. J. ... C-8744

RAMSEY ■ DERIVI ■ CASTELLANOS
ARCHITECTS ■
 1428 NORTH HUNTER STREET, STOCKTON, CALIFORNIA 95202 209/462-2585



SITE IMPROVEMENT PLAN 1/8" = 1'-0"

SITE IMPROVEMENT PLAN
EXERCISE/ROUGH CRAFT ROOM EXPANSION
OAK PARK SENIOR CITIZEN CENTER
730 EAST PULTON
STOCKTON, CA. 95204

SCALE: DRAWN: JOB: SHEET: A-2 OF 17 SHEETS 2941C

Approved: [Signature] 2/11/86
 Site: [Signature]

ROOM FINISH SCHEDULE													
RM NO.	ROOM NAME	FLOOR	BASE	WALLS				CEILING	DOORS	WINDOWS	TRIMS	CABINET	REMARKS
				NORTH	EAST	SOUTH	WEST						
1	EXERCISE/ROUGH CRAFT	1	B	10,11	10,11	11	10,11,12	17,18,19	23,24	25	26,27,28	29,30	VERIFY ALL COLORS W/ARCHITECT
2	STORAGE	1	B	11	11	10	10,12	15	24	-	28	30	2A
3	HILL ROOM	1	B	11	10	10	11	15	24	-	28	-	2A

ROOM FINISH SCHEDULE NOTES:

FLOOR:

- 1. NEW CONCRETE GILD FLOOR - CLEAR SEALER - SEE SPECIFICATIONS - 0.5/1.0001, HAND-BLENDED FINISH.

BASE:

- B. NEW 3/4" x 5/2" VERT GRAN WD. - 1 CT STAIN; 2 CT VARNISH.

WALLS:

- 10. NEW CONCRETE BLOCK - PAINT; 1 CT MASONRY BLOCK FILLER, 1 CT ALKYD EGGSHELL ENAMEL.
- 11. NEW 5/8" TYPE 'X' GYP BD - TAPE, TEXTURE - 1 CT PRIMER/SEALER, 2 CT ALKYD EGGSHELL ENAMEL.
- 12. EXISTING CON. BLOCK - PATCH & REPAIR - 1 CT ALKYD EGGSHELL ENAMEL.

CEILING:

- 12. NEW 5/8" PLY-SAWN 1" x 1" PLYWOOD W/GROOVES AT 12" OC. 1 CT STAIN, SEALER.
- 13. NEW 5/8" TYPE 'X' GYP BD - TAPE, TEXTURE, 1 CT PRIMER, SEALER, 2 CT ALKYD EGGSHELL ENAMEL.
- 14. EXPOSED GULLAN BEAMS - 1 CT STAIN, SEALER.

DOORS:

- 23. ALUM. OPERATOR SYSTEM - NO JOB FINISH
- 24. NEW WD DOOR - 1 CT PRIMER/SEALER, 1 CT EGGSHELL ALKYD ENAMEL

WINDOWS:

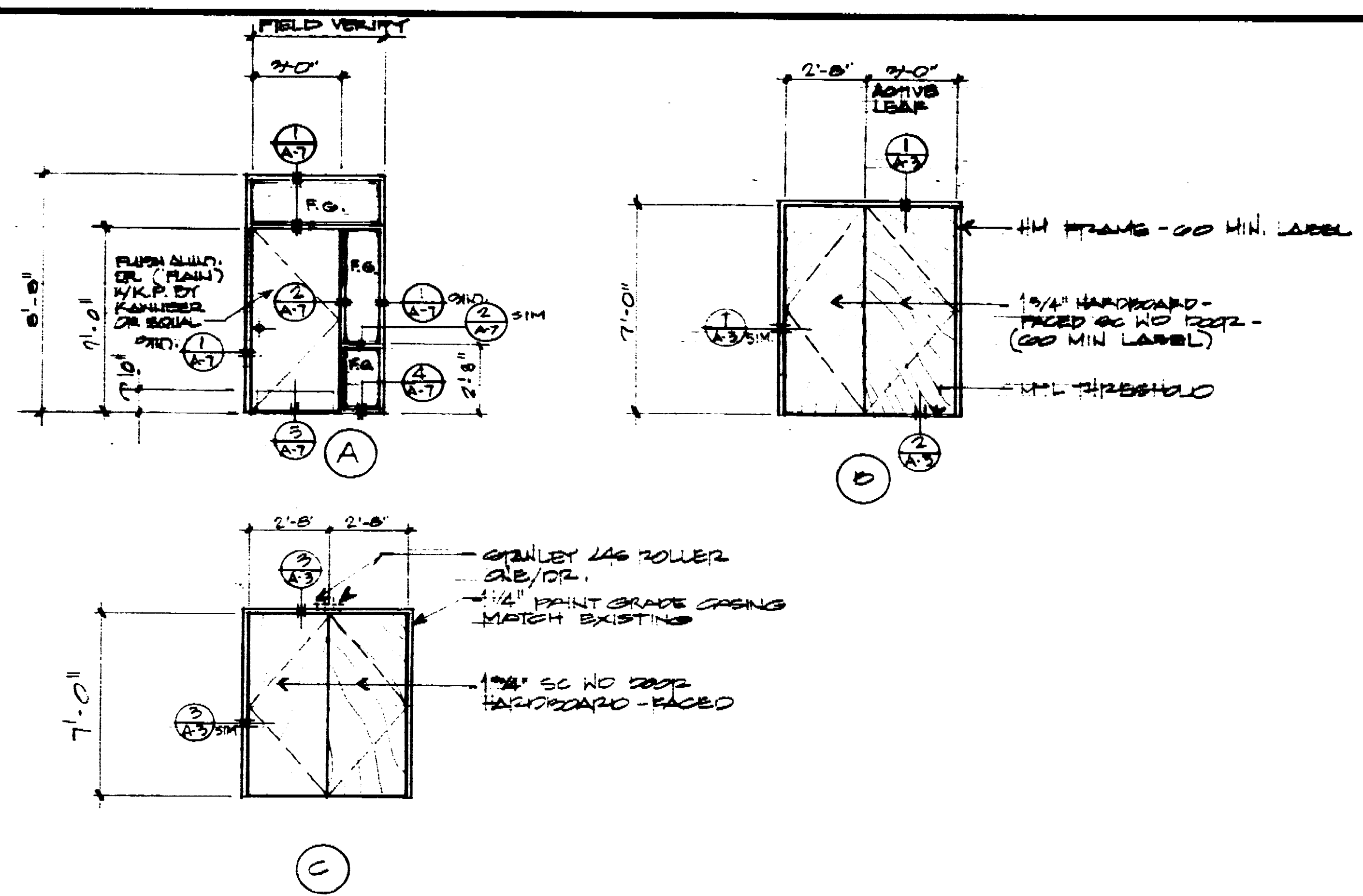
- 25. ALUM - NO JOB FINISH

TRIMS:

- 26. WOOD - 1 CT STAIN, 2 CT SATIN VARNISH.
- 27. HM FRAME - 1 CT PRIMER - 1 CT EGGSHELL ALKYD ENAMEL
- 28. WOOD - 1 CT PRIMER, 1 CT EGGSHELL ALKYD ENAMEL

CABINET:

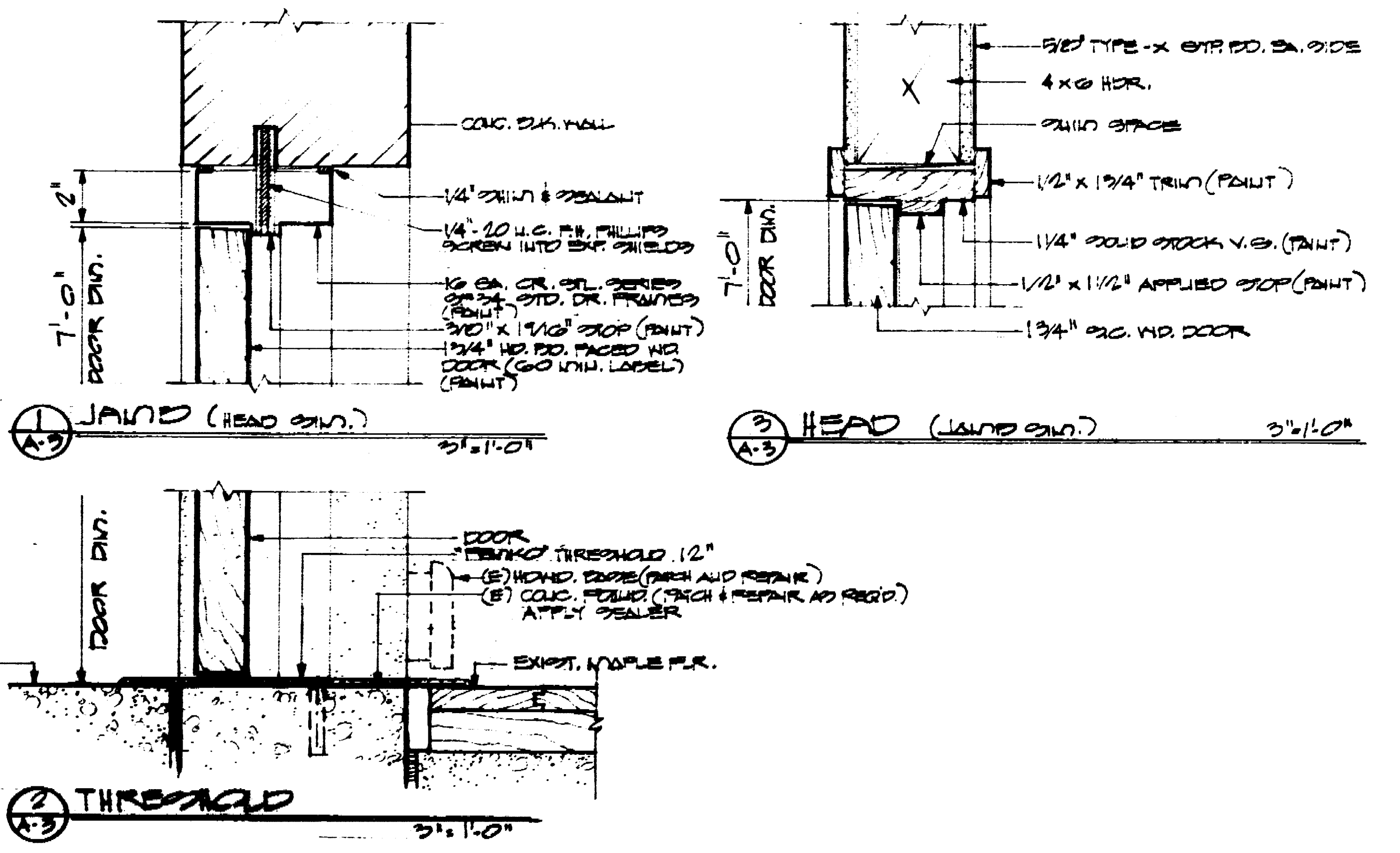
- 29. NEW BUTCHER BLOCK COUNTER OPS - APPLY WATER OIL TO PENETRATE & SEAL. SEE ARCHITECT.
- 30. NEW WOOD - 1 CT PRIMER/SEALER, 1 CT EGGSHELL ALKYD ENAMEL



DOOR & FINISH HARDWARE SCHEDULE																					
DOOR ROOM NO.	DOOR NO.	TYPE	DOOR				FRAME				LABEL	DETAILS				FINISH HARDWARE				REMARKS	
			SIZE	THICK	DOOR	MAT'L	FINISH	SIZE	MAT'L	FINISH		HEAD	LAMB	MULL	GILL	BLTTS	LOCKSET	CLOSER	THRESH		STOP
1	1	A	31'-0" x 7'-0"	1 3/4"	HM	ALUM.	PRIMER/SEALER	2 1/4" x 4 1/4"	ALUM.	GO MIN.	A7	A7	A7	A7	801279	80K709					FLUSH W/HIGH FL.
2	1	D	PR DR. ACTIVE/OPERATED INACTIVE 2'-0" x 7'-0"	1 3/4"	SC	WD.	WOOD	2" x 4 3/4"	HM	GO MIN.	A3	A3	A3	A3	801279	80K709					FLUSH BOLTS INACTIVE LEAF
3	2	C	PR DR. 2'-5" x 7'-0"	1 3/4"	SC	WD.	WOOD	1 1/4" x 4 13/16"	WD.	-	A3	A3	A3	A3	801279	80K1079 EA LEAF					FLUSH BOLTS INACTIVE LEAF
4	2	C	7'-0"	1 3/4"	SC	WD.	WOOD	d.o	WD.	-	A3	A3	A3	A3	801279	80K1079 EA LEAF					
5	2	C	7'-0"	1 3/4"	SC	WD.	WOOD	d.o	WD.	-	A3	A3	A3	A3	801279	80K1079 EA LEAF					
6	3	C	7'-0"	1 3/4"	SC	WD.	WOOD	d.o	WD.	-	A3	A3	A3	A3	801279	80K1079 EA LEAF					

FINISH HARDWARE NOTES:

- 1. LOCKSETS SHALL MATCH EXISTING STYLE & FINISH & HAVE OPERATION AS INDICATED BY THE ABOVE BEST LOCK CORPORATION NUMBERS. VERIFY FINISH W/ARCHITECT PRIOR TO ORDERING. VERIFY CABINET HARDWARE FINISH W/ARCHITECT.
- 2. KNOB DESIGN SHALL BE TYPE 'A' LEVER WITH TYPE 'A' ROSE.



DATE	2-10-86
REVISIONS	3-17-86

RAMSEY ■ DERIVI ■ CASTELLANOS
ARCHITECTS ■
 1428 NORTH HUNTER STREET, STOCKTON, CALIFORNIA 95202 209/462-2585

FINISH SCHEDULES / DOORS & WINDOWS
EXERCISE/ROUGH CRAFT ROOM EXPANSION
OAK PARK SENIOR CITIZENS CENTER
780 EAST FULTON
STOCKTON, CA. 95204

SCALE
 DRAWN
 JOB 05-250
 SHEET
A-3
 OF 17 SHEETS

29422

DATE 2-10-88
 REVISIONS
 3-17-88

RAMSEY ■ DERIVI ■ CASTELLANOS
 ■ ARCHITECTS ■
 1428 NORTH HUNTER STREET, STOCKTON, CALIFORNIA 95202 209/462-2585

FLOOR PLAN
EXERCISE/ROUGH CRAFT ROOM EXPANSION
SAN PABLO SENIOR CITIZENS CENTER
 1000 EAST FULTON
 STOCKTON, CA 95204

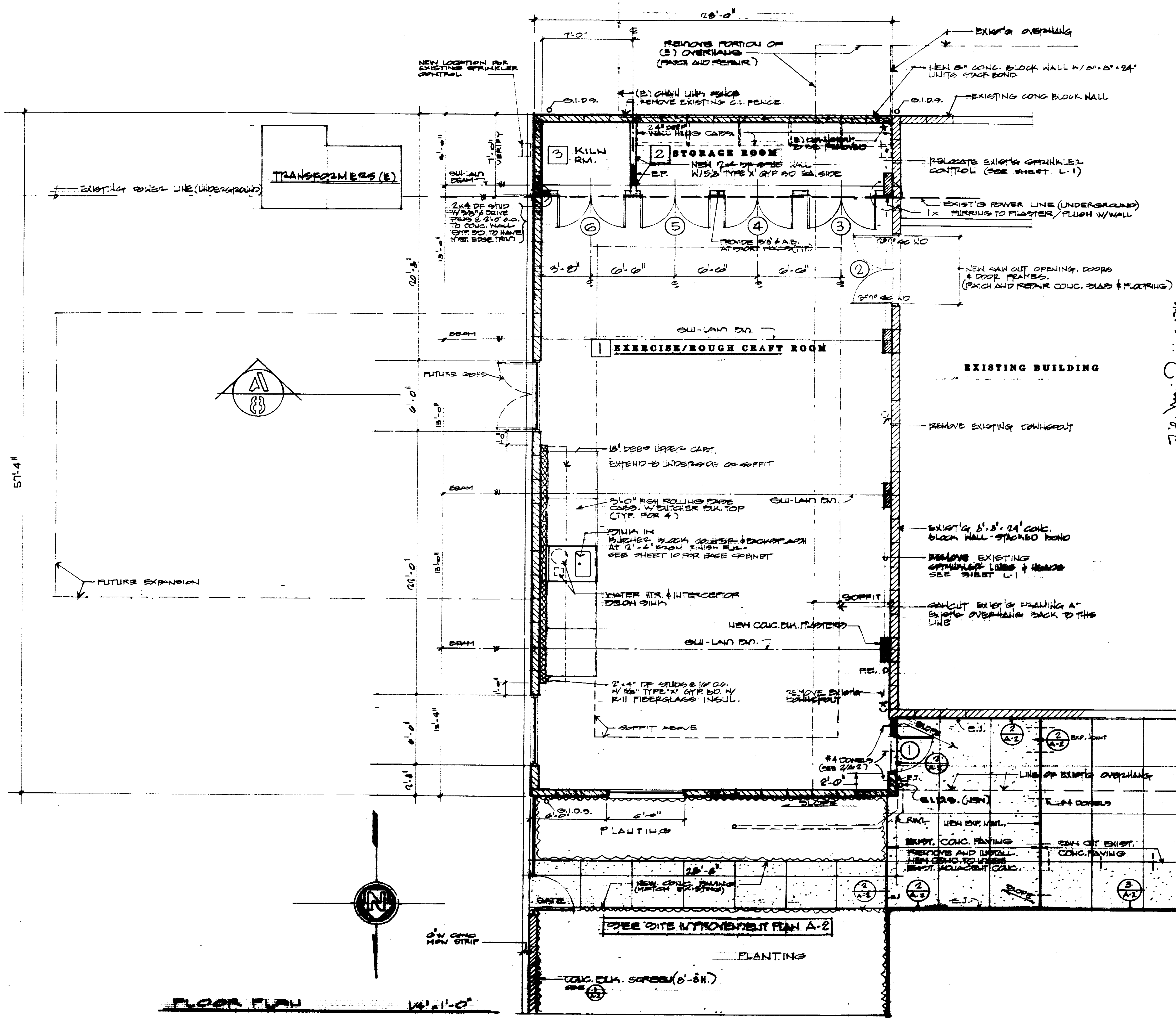
SCALE
 DRAWN
 JOB 88-780
 SHEET
A-4
 OF 17 SHEETS

LIST OF ABBREVIATIONS

A/C	AIR CONDITIONING	L	LAVATORY
AC	ACOUSTICAL	LAM	LAMINATE
ADJ	ADJUSTABLE	MANUF	MANUFACTURER
ALUM	ALUMINUM	MAX	MAXIMUM
AB	ANCHOR BOLT	MBS	METAL BUILDING SYSTEM
BD	BOARD	MIN	MINIMUM
BM	BEAM	MP	METAL PARTITION
BOC	BOTTOM OF CURB	MS	METAL SCREW
BTWN	BETWEEN	MT	METAL THRESHOLD
CABT	CABINET	NIC	NOT IN CONTRACT
CJ	CONSTRUCTION JOINT	NO	NUMBER
CL	CENTER LINE	NTS	NOT TO SCALE
CLR	CLEAR	OC	ON CENTERS
COL	COLUMN	O	OVER
CONC	CONCRETE	OP	OPPOSITE
CONT	CONTINUOUS	OPP	OPPOSITE
DBL	DOUBLE	PB	PANIC BAR
DF	DOUGLAS FIR	PL	PROPERTY LINE
DR	DOOR	P	PLATE
DS	DOWNSPOUT	PT	PRESSURE TREATED
EA	EACH	RA	RETURN AIR
EJ	EXPANSION JOINT	REINF	REINFORCED
ELEC	ELECTRIC	REQ'D	REQUIRED
EW	EACH WAY	RM	ROOM
EWWF	ELECTRICALLY WELDED WIRE FABRIC	RWD	REDWOOD
FD	FLOOR DRAIN	S	SINK
FDN	FOUNDATION	SA	SUPPLY AIR
FE	FIRE EXTINGUISHER	SB	SOLID BLOCKING
FWFS	FLAT HEAD WOOD SCREW	SC	SOLID CORE
FIN	FINISH	SHT	SHEET
FLR	FLOOR	SHTG	SHEATHING
FOS	FACE OF STUD	SM	SIMILAR
GALV	GALVANIZED	SL	SLIDING
GB	GRID BAR	SM	SHEET METAL
GD	GRADE	SS	STAINLESS STEEL
GI	GALVANIZED IRON	ST	SELF-TAPPING STEEL
CL	CLULAM	STL	STEEL
GYP BD	GYPUM BOARD	TEMP	TEMPERED
HB	HOSE BIB	TDC	TOP OF CURB
HC	HOLLOW CORE	TYP	TYPICAL
HDR	HEADER	T & B	TOP AND BOTTOM
HDWE	HARDWARE	VA	VINYL ASBESTOS
HGRS	HANGERS	W	WITH
HM	HOLLOW METAL	WD	WOOD
INSUL	INSULATION	WC	WIRE GLASS
		WH	WATER HEATER
		WP	WEATHERPROOF
		WS	WEATHERSTRIP


LEGEND OF SYMBOLS

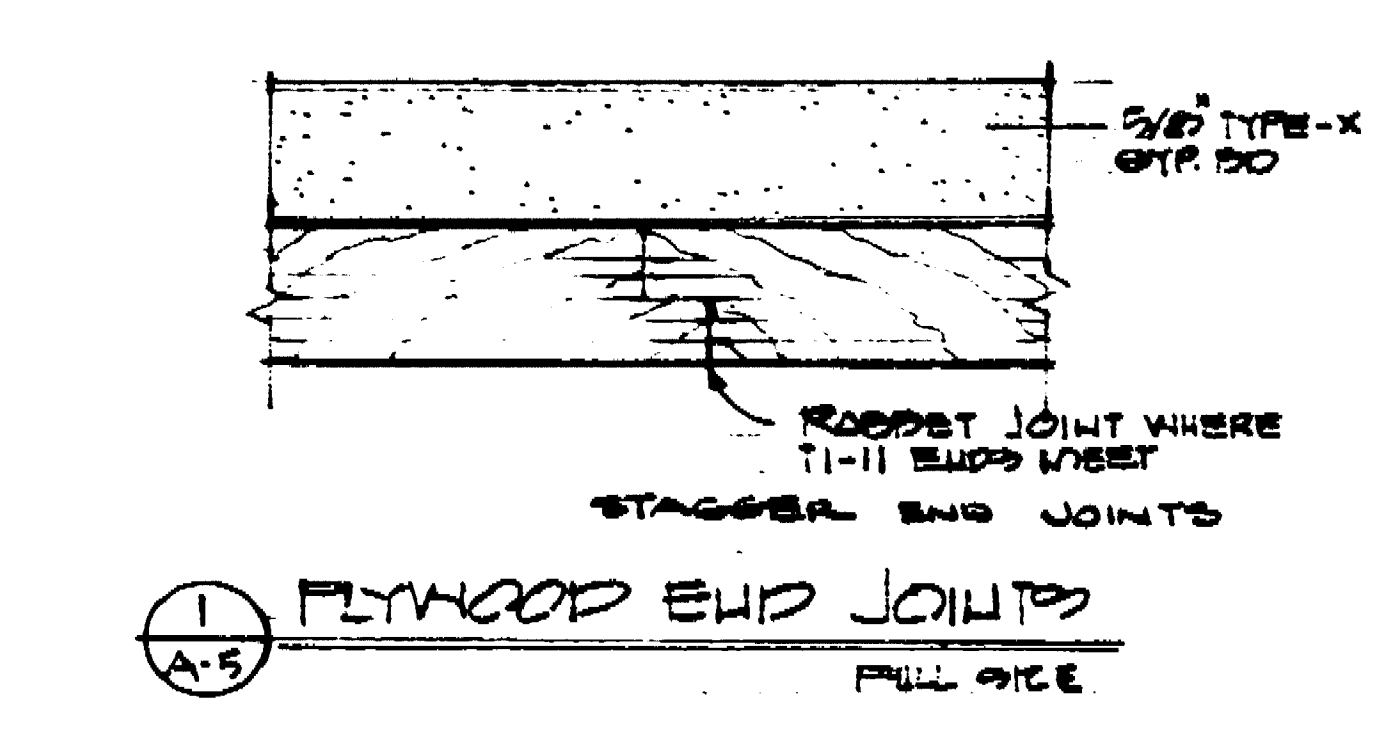
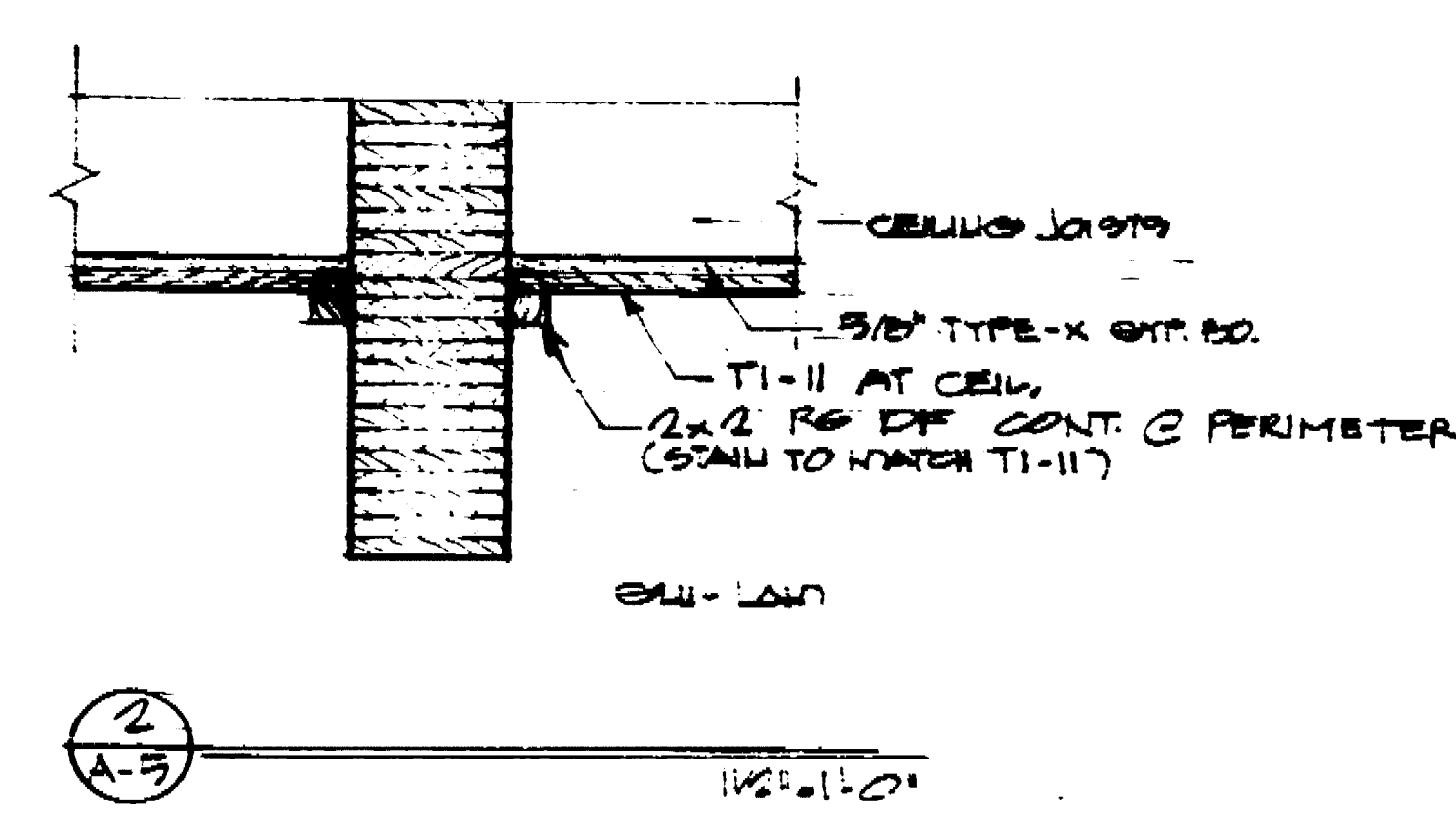
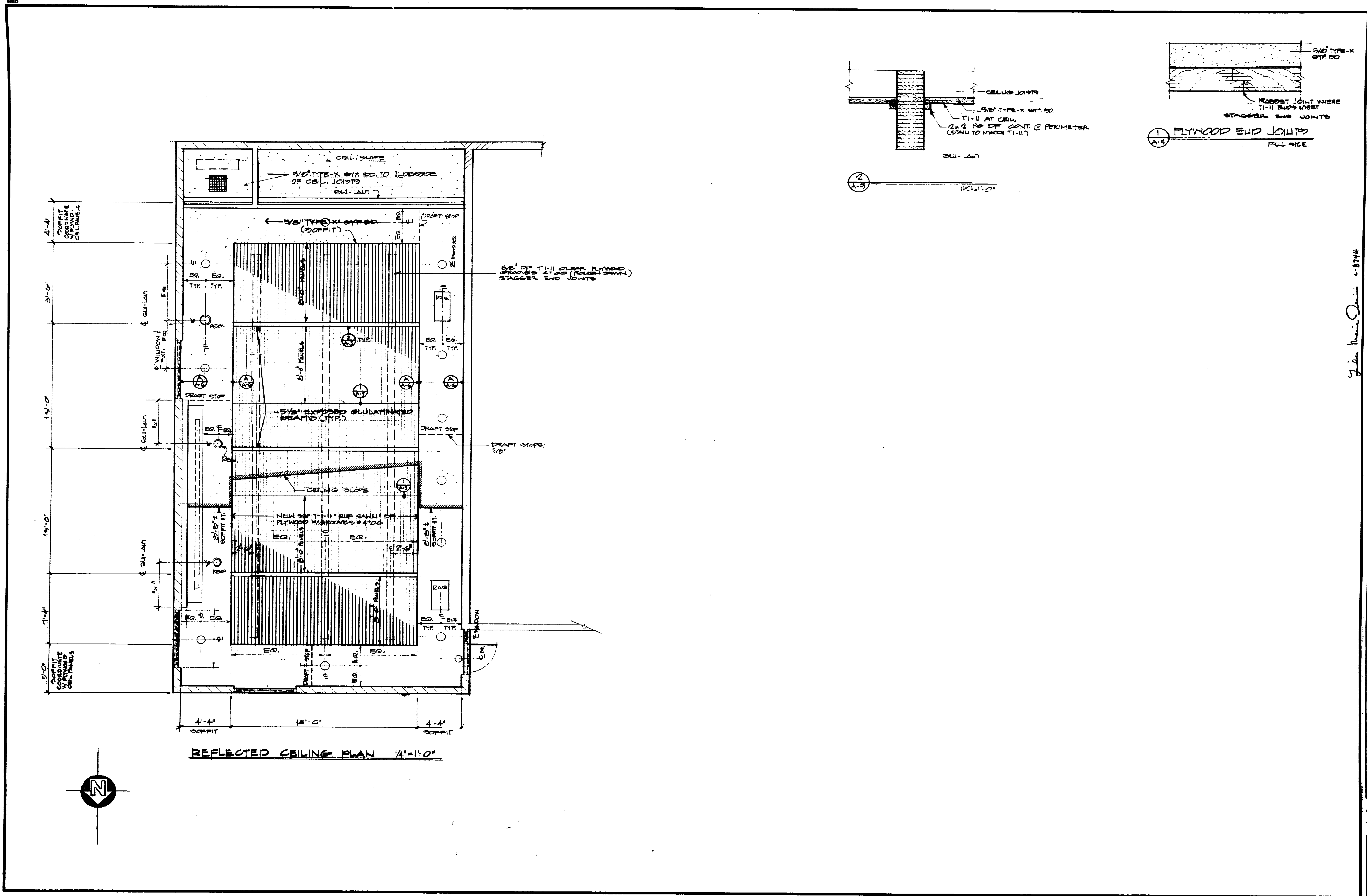
	EXISTING BUILDING
	BUILDING ADDITION OR PENDBOL AREA
	ASPHALT PAVEMENT
	CONCRETE PAVEMENT
	FIRE HYDRANT HOUSE
	INSULATED STUD WALL
	EXISTING STUD WALL
	NEW STUD WALL
	EXISTING MASONRY WALL
	NEW MASONRY WALL
	WALL W/ VENTILATION
	DOOR HINGES
	WINDOW TYPE
	WINDOW NUMBER
	SEE INDEX OF ABBREVIATIONS, SHEET A-1



FLOOR PLAN 1/4" = 1'-0"

Checked: SAUL GALT JWG:JC
 Plan Date: 11-5-87





DATE	2-10-80
REVISIONS	
	3-17-80

John M. Derivi 4-8744

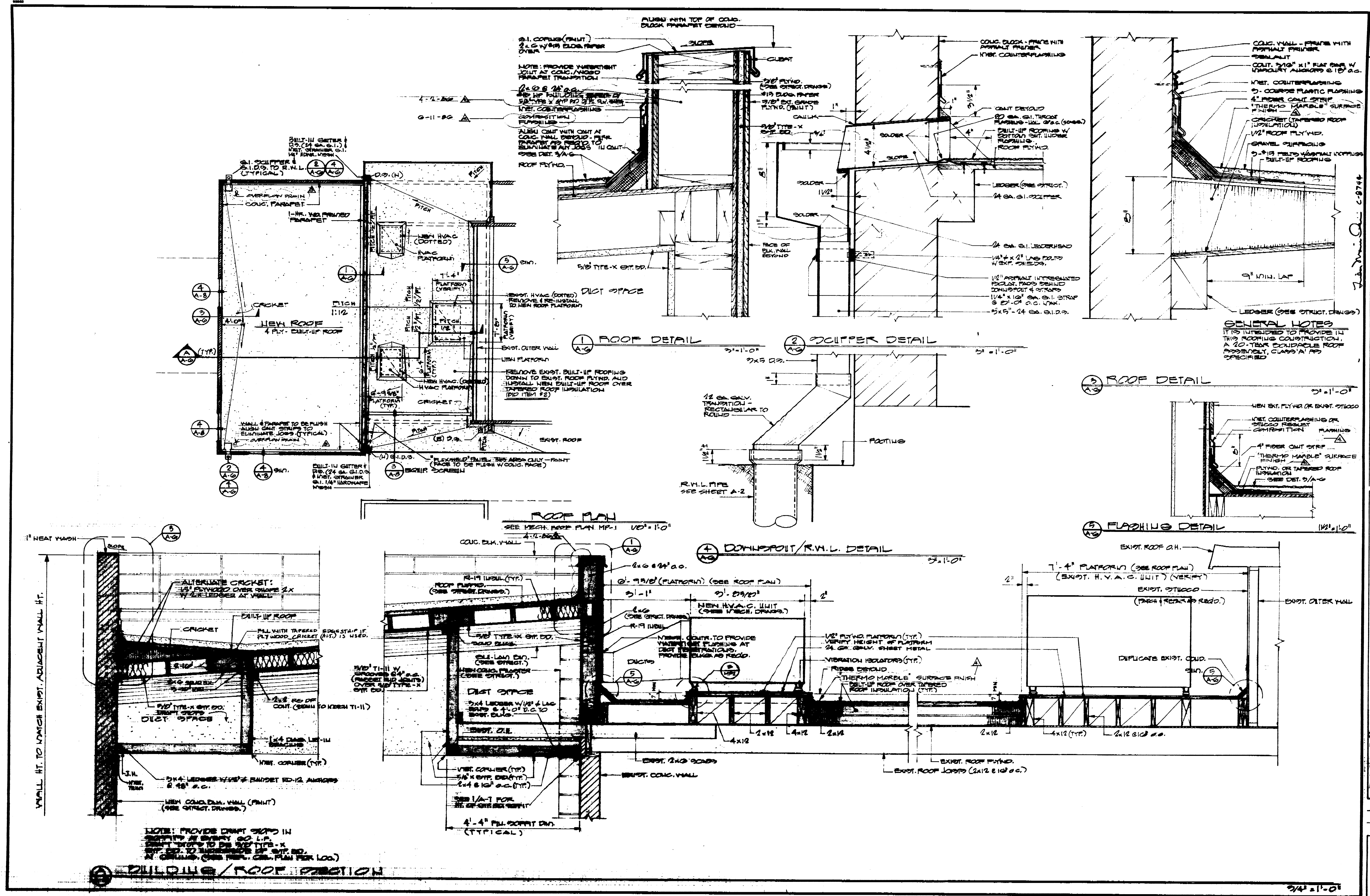
RAMSEY ■ DERIVI ■ CASTELLANOS
■ ARCHITECTS ■
 1428 NORTH HUNTER STREET, STOCKTON, CALIFORNIA 95202 209/462-2585

REFLECTED CEILING PLAN
 EXERCISE/ROUGH CRAFT ROOM EXPANSION
 OAK PARK SENIOR CITIZEN CENTER
 790 EAST TULTON
 STOCKTON, CA. 95204

SCALE _____
 DRAWN _____
 JOB 88-880
 SHEET
A-5
 OF 17 SHEETS

P. B. ...
 ...
 ...

2911.42



DATE 2-10-82

REVISIONS

3-17-82	
4-1-82	
4-2-82	
4-16-82	
6-11-82	

RAMSEY DERIVI CASTELLANOS
ARCHITECTS

1428 NORTH HUNTER STREET, STOCKTON, CALIFORNIA 95202 209/462-2585

ROOF PLAN
EXERCISE/ROUGH CRAFT ROOM EXPANSION
OAK PARK SENIOR CITIZEN CENTER
780 EAST TULTON
STOCKTON, CA. 95204

SCALE 1/4" = 1'-0"

DRAWN BY [Signature]

JOB 85-38

SHEET

A-6

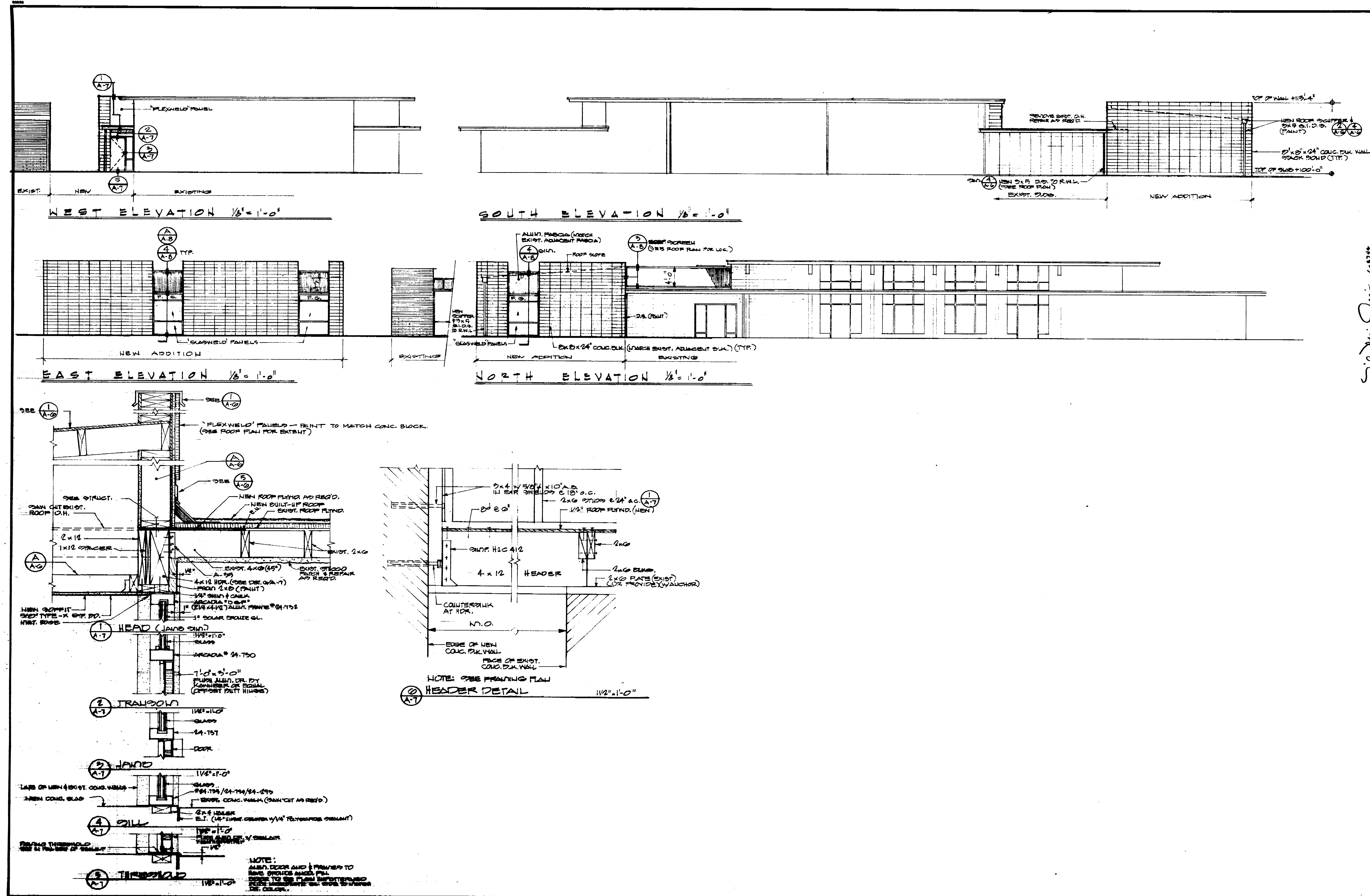
OF 17 SHEETS

DATE: 02/10/82

BY: [Signature]

PROJECT: [Signature]

2914.50



DATE	2-10-85
REVISIONS	3-17-89

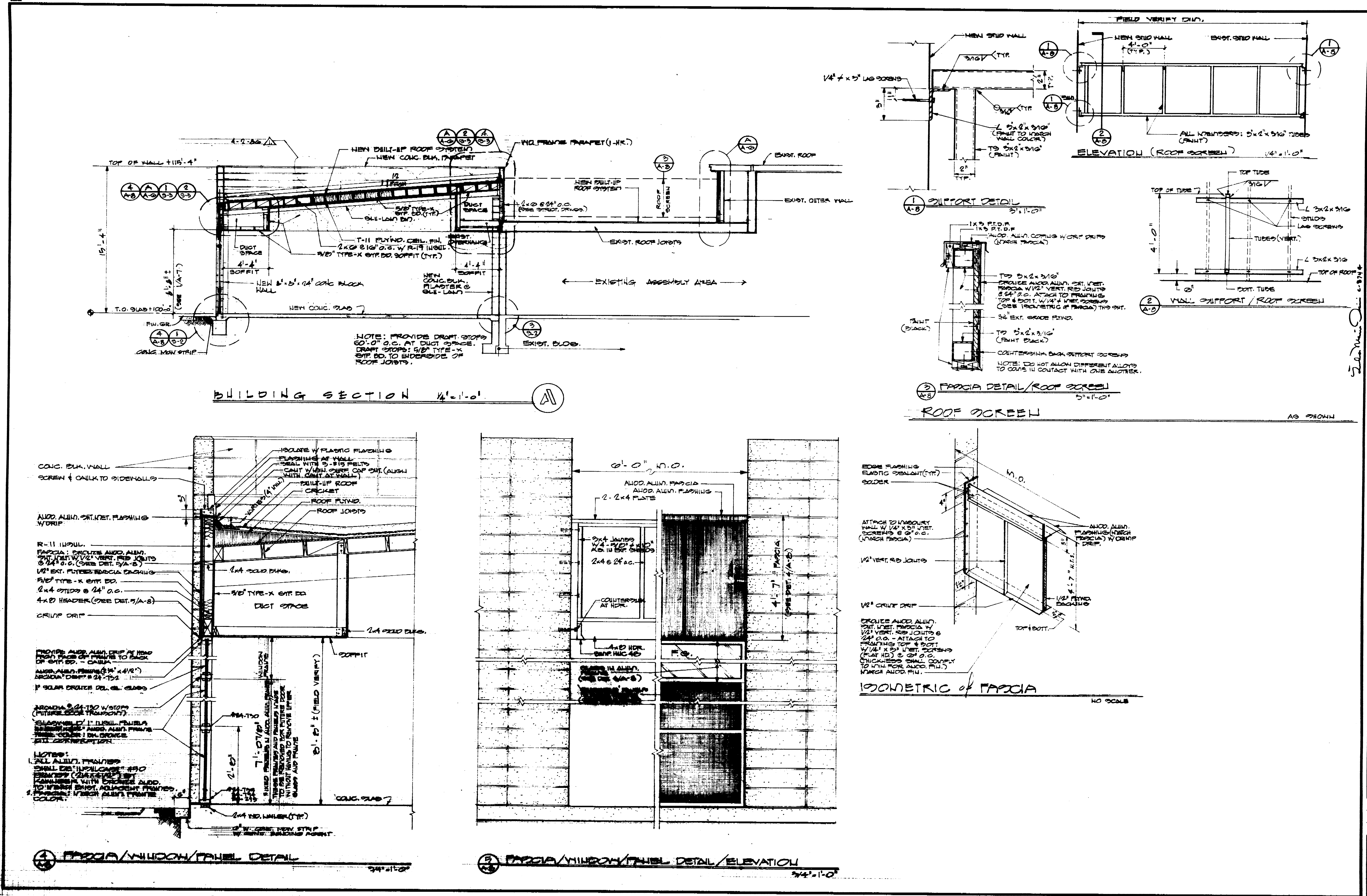
RAMSEY ■ DERIVI ■ CASTELLANOS
ARCHITECTS ■
 1428 NORTH HUNTER STREET, STOCKTON, CALIFORNIA 95202 209/462-2585

EXTERIOR ELEVATIONS
EXERCISE/ROUGH CRAFT ROOM EXPANSION
OAK PARK SENIOR CITIZENS CENTER
 730 EAST FULTON
 STOCKTON CA 95204

SCALE
 DRAWN I.D.
 JOB 85-360
 SHEET
A-7
 OF 17 SHEETS

Outside Senior Care Center
 Exterior Elevations

29146c



DATE 2-10-86

REVISIONS

3-17-86

4-1-86

RAMSEY ■ DERIVI ■ CASTELLANOS

ARCHITECTS ■

1428 NORTH HUNTER STREET, STOCKTON, CALIFORNIA 95202 209/462-2585

BUILDING SECTIONS

EXERCISE /ROUGH CRAFT ROOM EXPANSION

OAK PARK SENIOR CITIZENS CENTER

310 - EAST FULTON

STOCKTON, CA 95204

SCALE

DRAWN [Signature]

JOB 85-53

SHEET

A-8

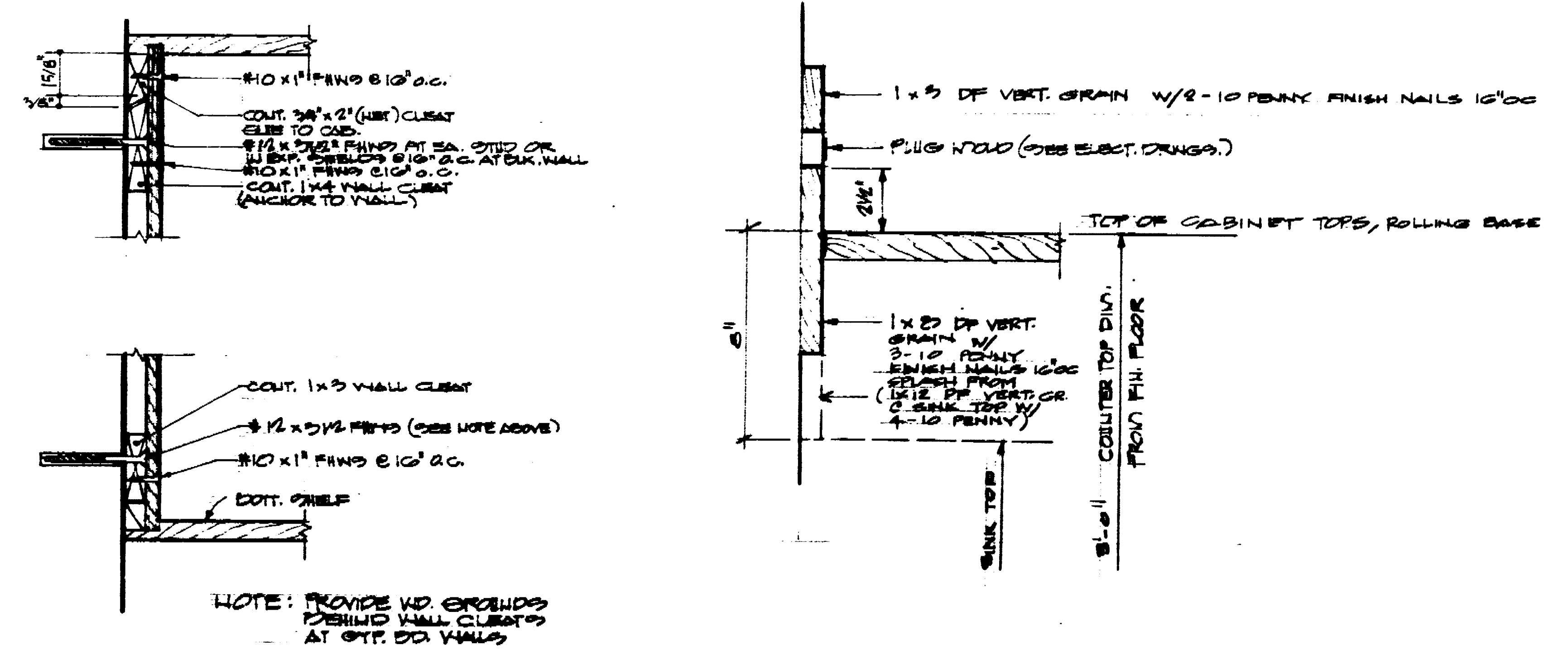
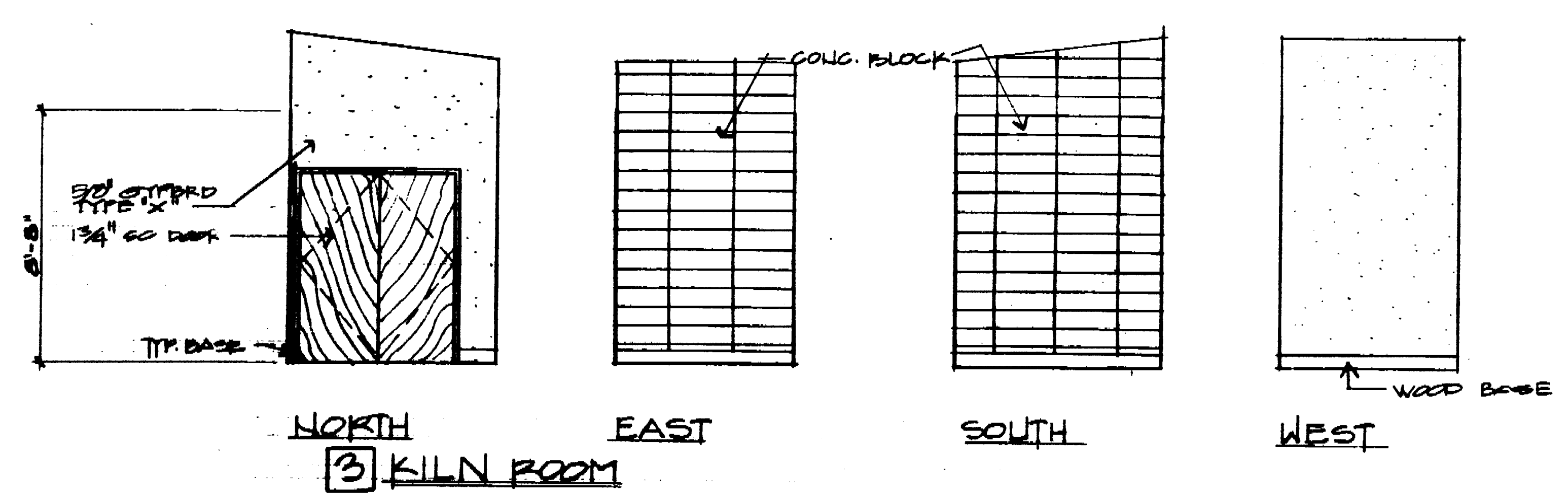
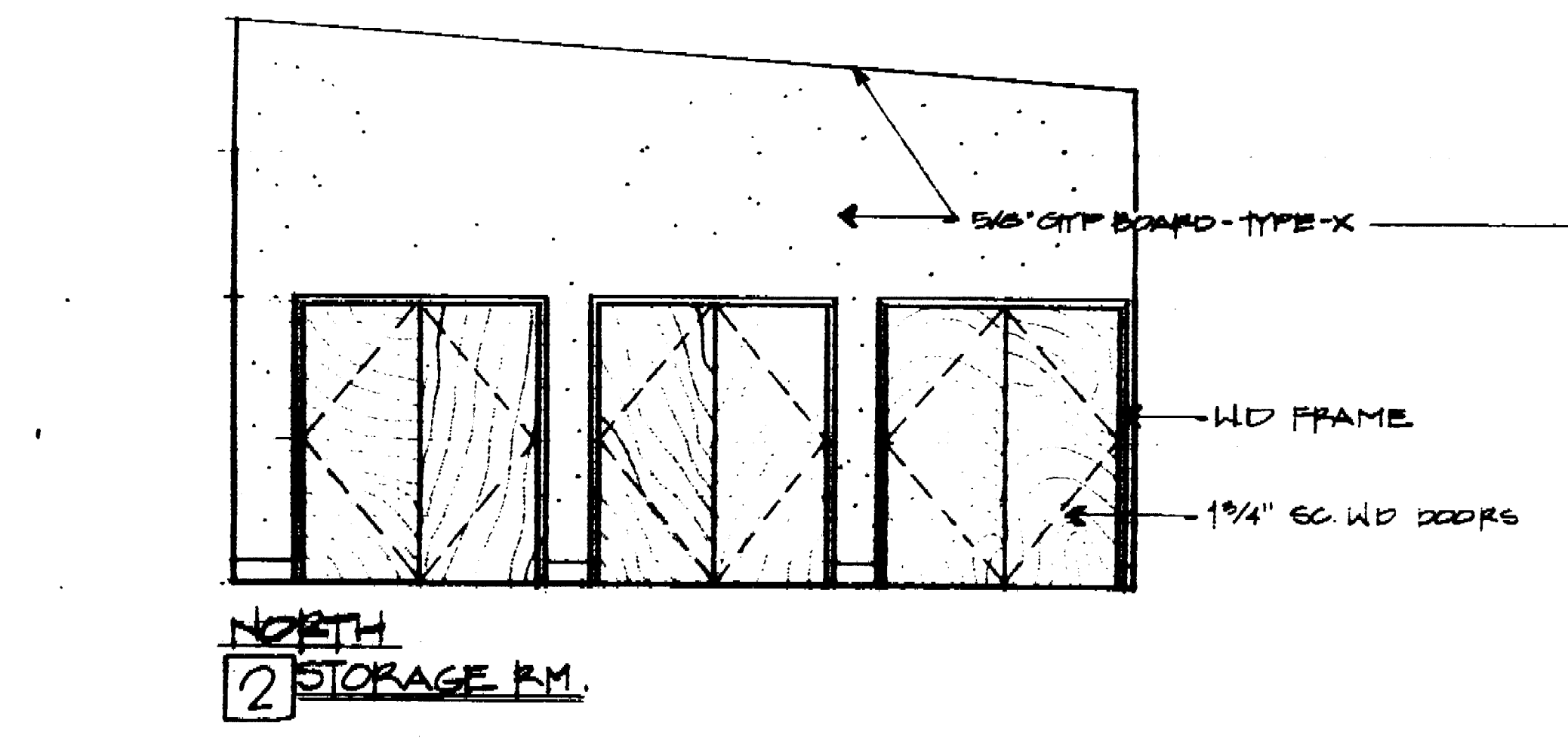
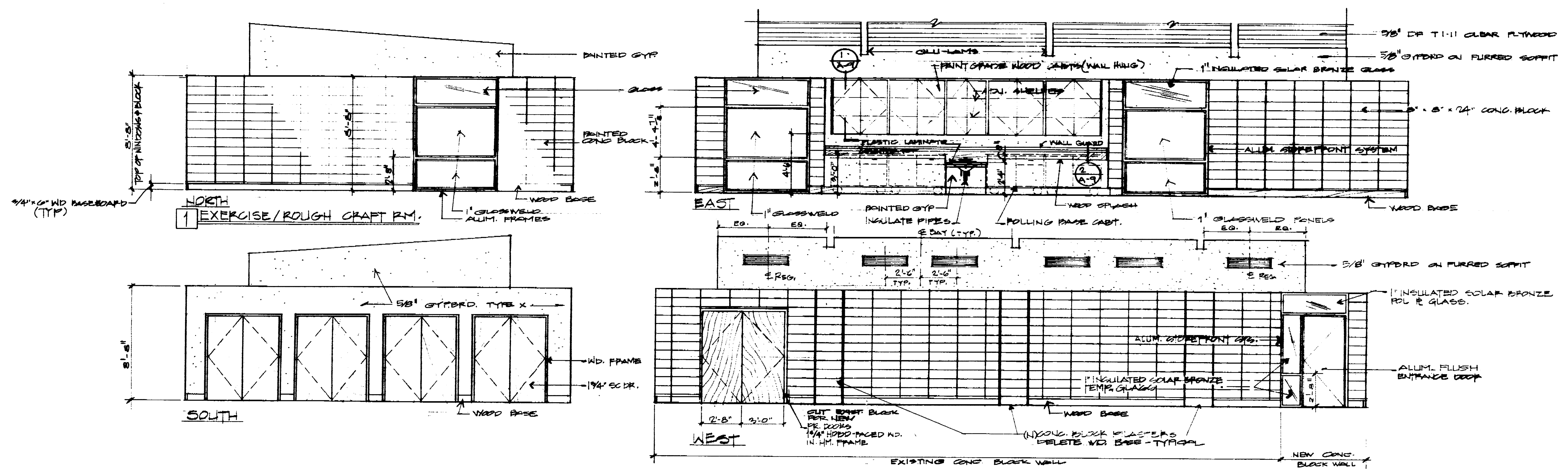
OF 17 SHEETS

291472

Architect: Sean Derivi 209/462-2585

Building Sections

DATE	2-10-88
REVISIONS	
	3-17-88



1 WALL HOOD CADDIS 5'-11.0"
2 WALL GUARD/FLASH 5'-11.0"

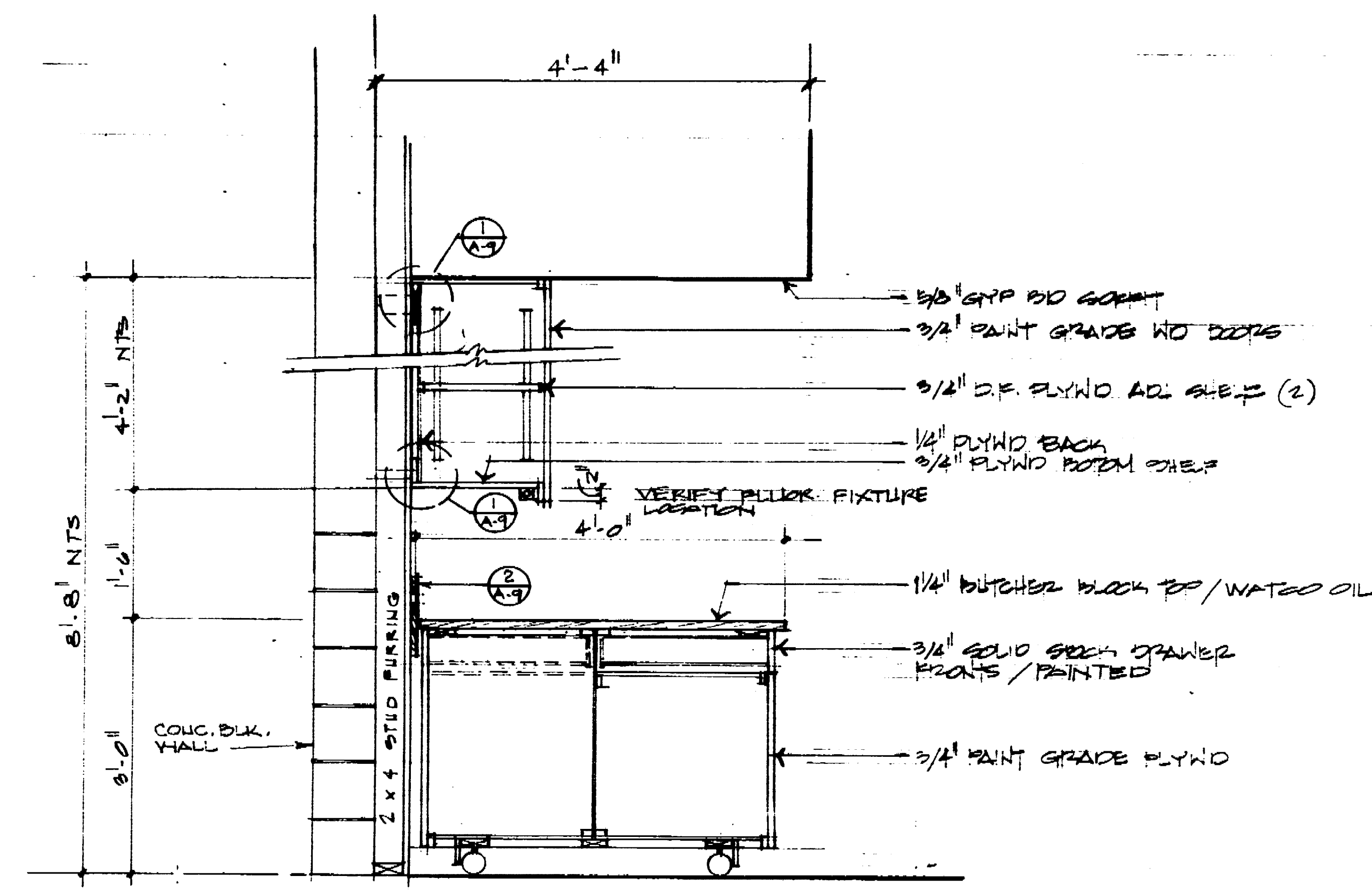
RAMSEY ■ DERIVI ■ CASTELLANOS
ARCHITECTS ■
 1428 NORTH HUNTER STREET, STOCKTON, CALIFORNIA 95202 209/462-2565

INTERIOR ELEVATIONS
 EXERCISE/ROUGH CRAFT ROOM EXPANSION
 OAK PARK SENIOR CITIZEN CENTER
 780 EAST FULTON
 STOCKTON, CA 95204

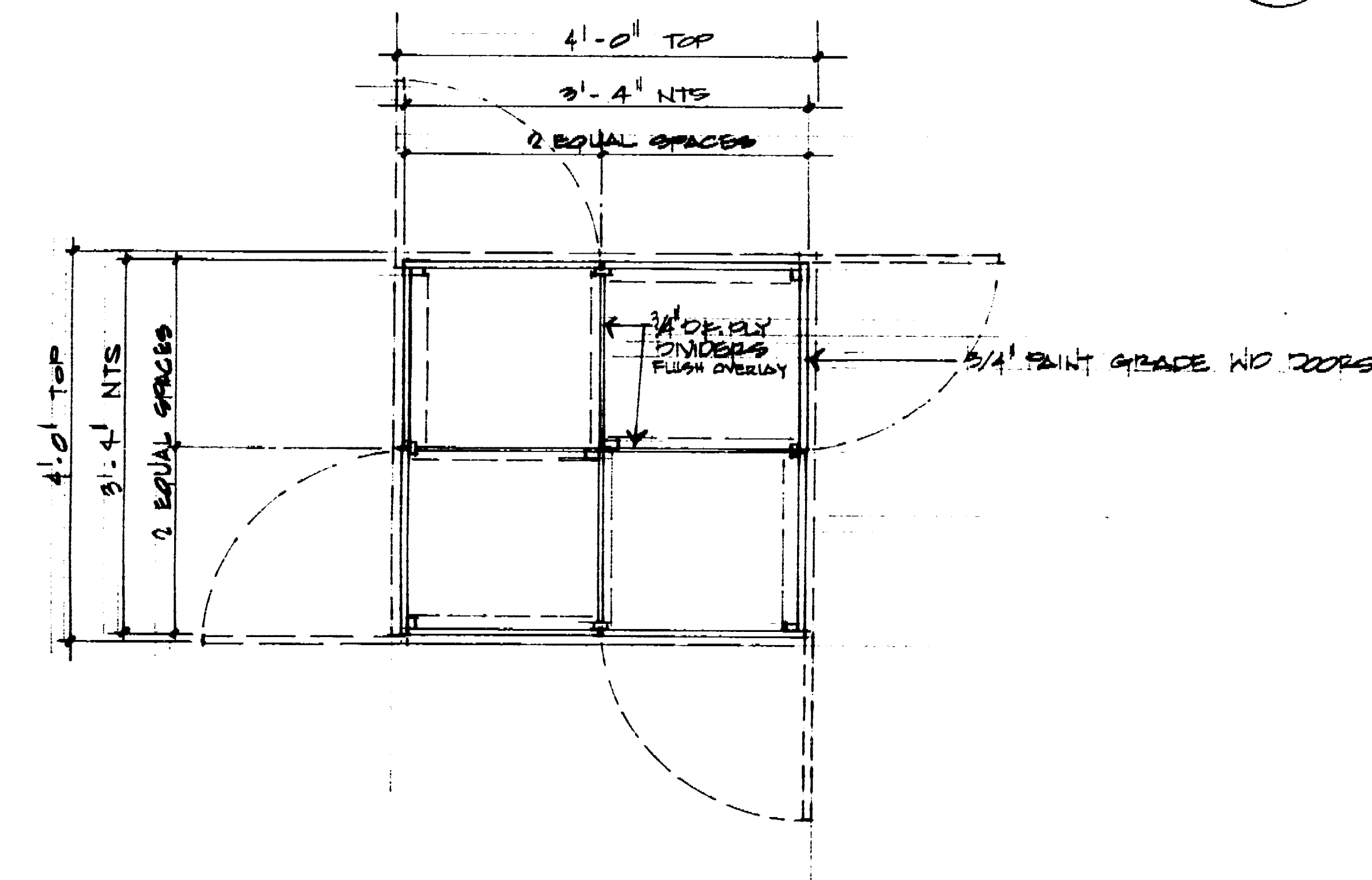
SCALE
 DRAWN
 JOB 88-350
 SHEET
 A-5
 OF 17 SHEETS

Direct Services
 ARCHITECTS
 1428 NORTH HUNTER STREET
 STOCKTON, CA 95204

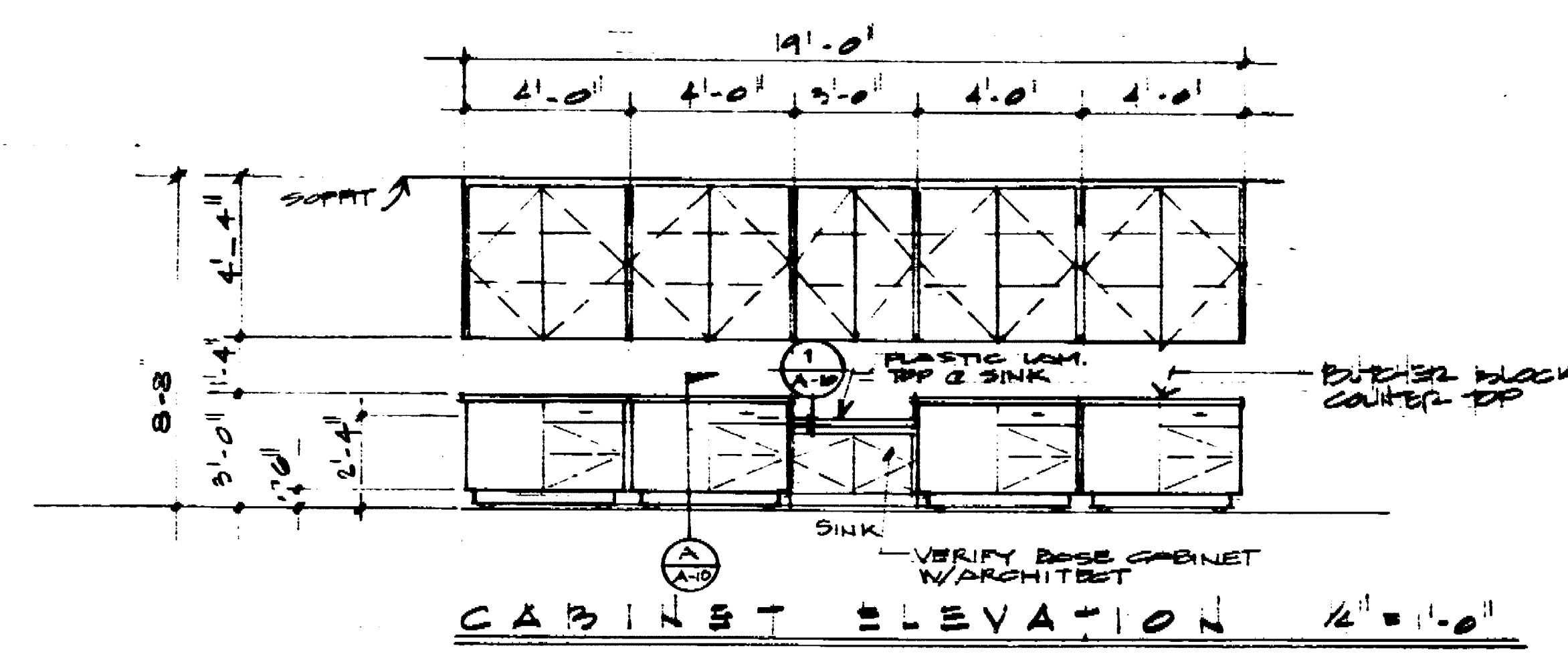
294 PC



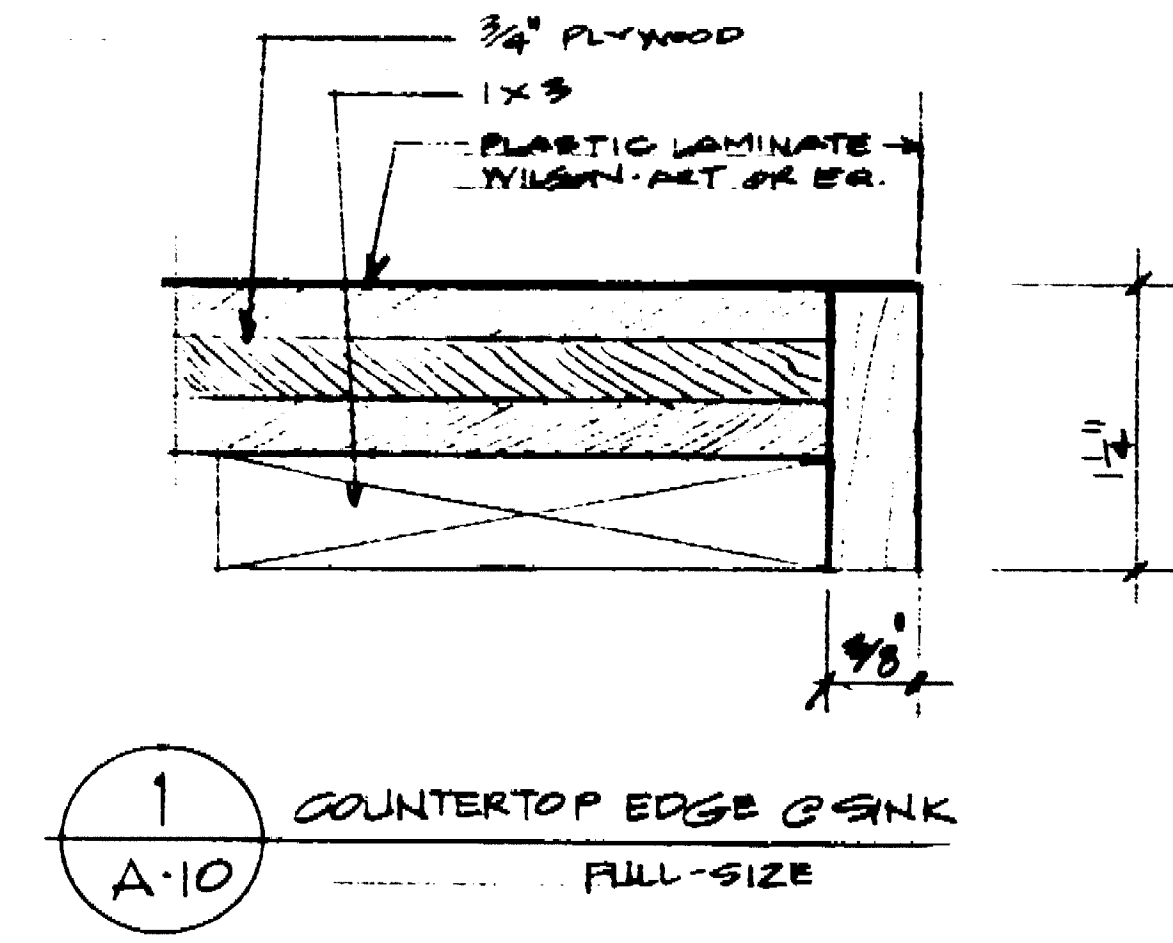
CABINET SECTION 3/4" = 1'-0" A-1



CABINET PLAN 3/4" = 1'-0"



CABINET ELEVATION 1/2" = 1'-0"



COUNTERTOP EDGE OF SINK FULL-SIZE

John J. ... C-3744

DATE	2-10-88
REVISIONS	
	8-17-88

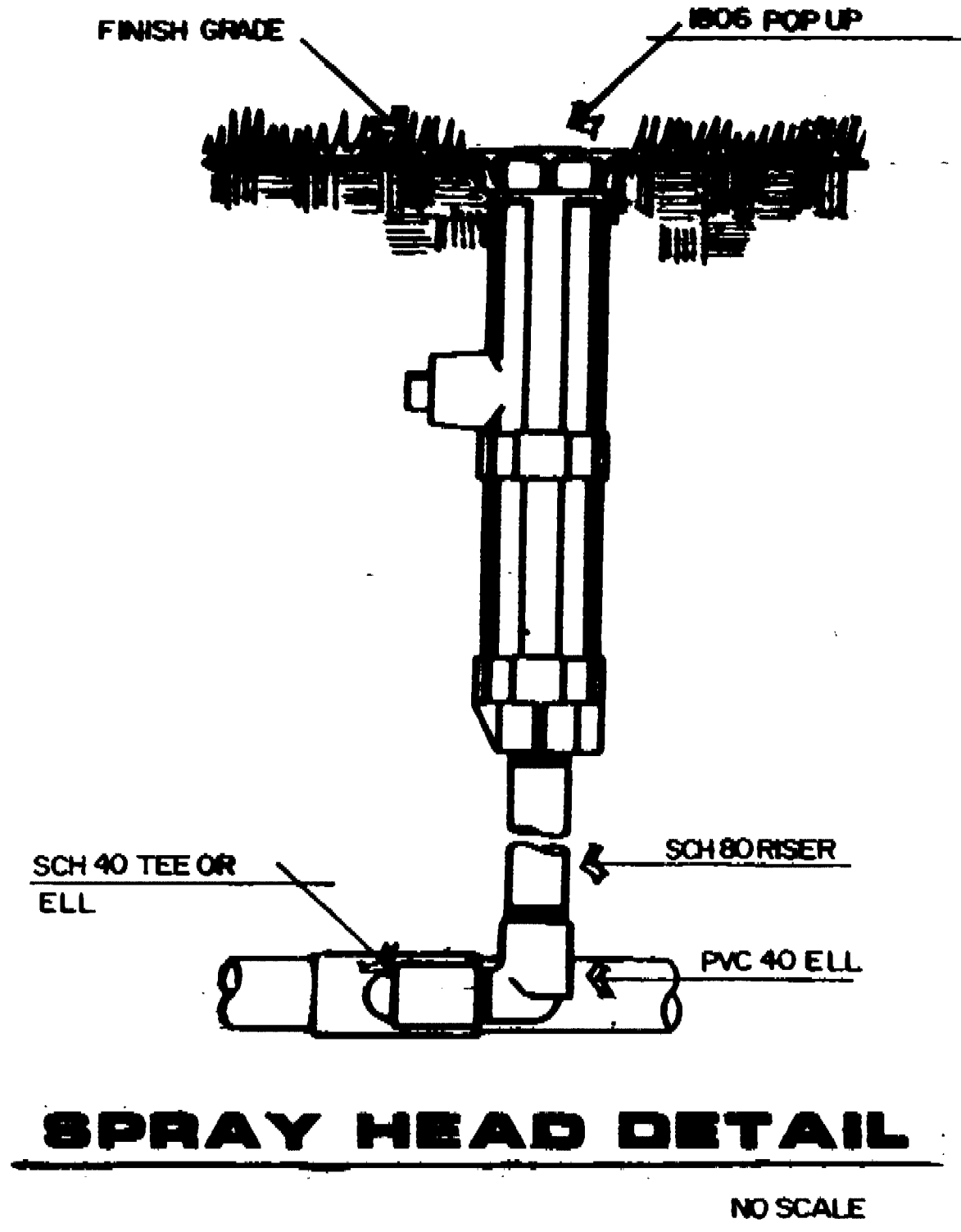
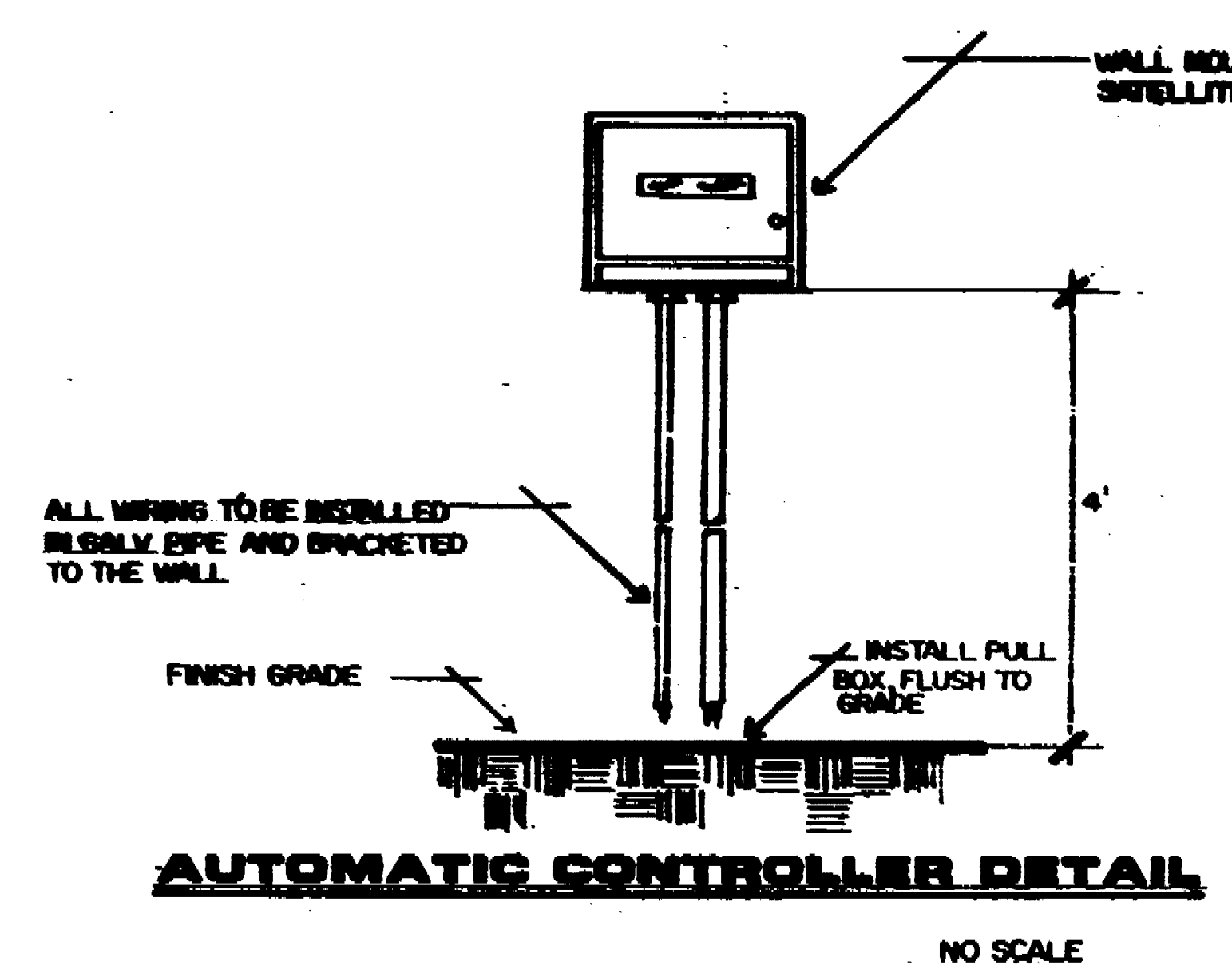
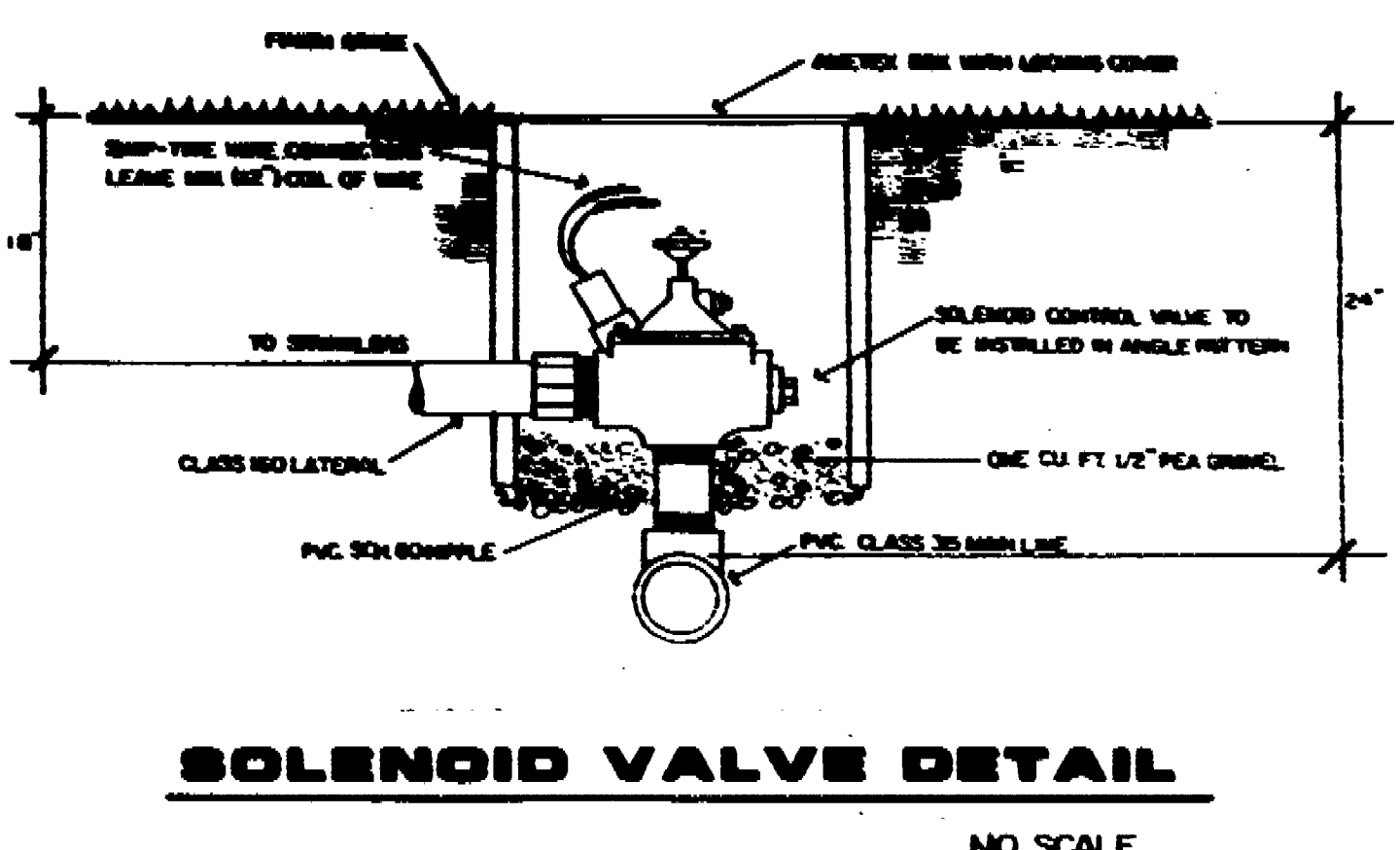
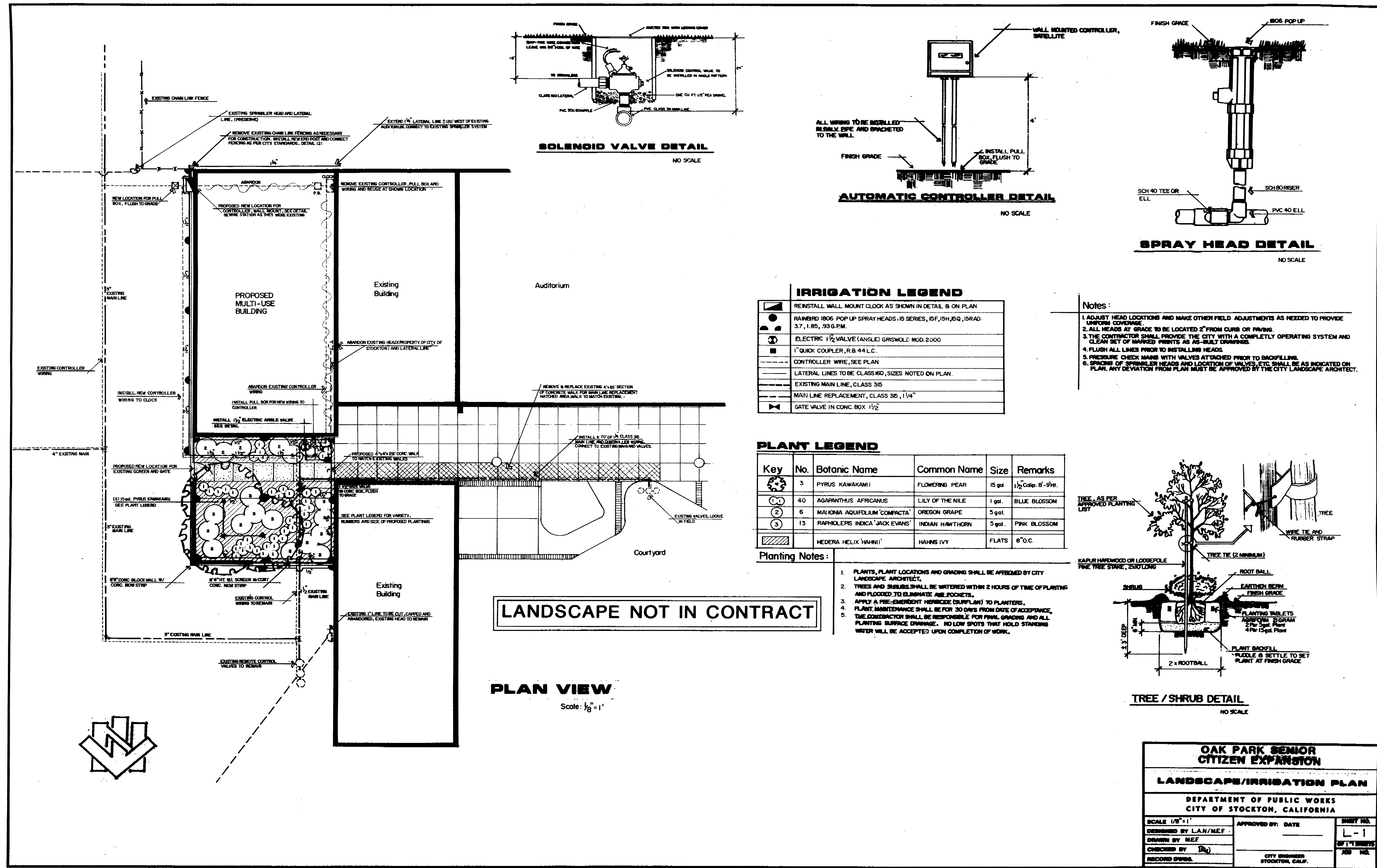
RAMSEY ■ DERIVI ■ CASTELLANOS
ARCHITECTS ■
 1428 NORTH HUNTER STREET, STOCKTON, CALIFORNIA 95202 209/462-2585

CABINET ELEVATION & DETAILS
 EXERCISE/ROUGH CRAFT ROOM EXPANSION
 OAK PARK SENIOR CITIZEN CENTER
 780 EAST FULTON
 STOCKTON, CA. 95204

SCALE
 DRAWN
 JOB 88-050
 SHEET
A-10
 OF 17 SHEETS

294.90

Architect: Steve and Joyce C
 Cabinet Elevation Detail



IRRIGATION LEGEND

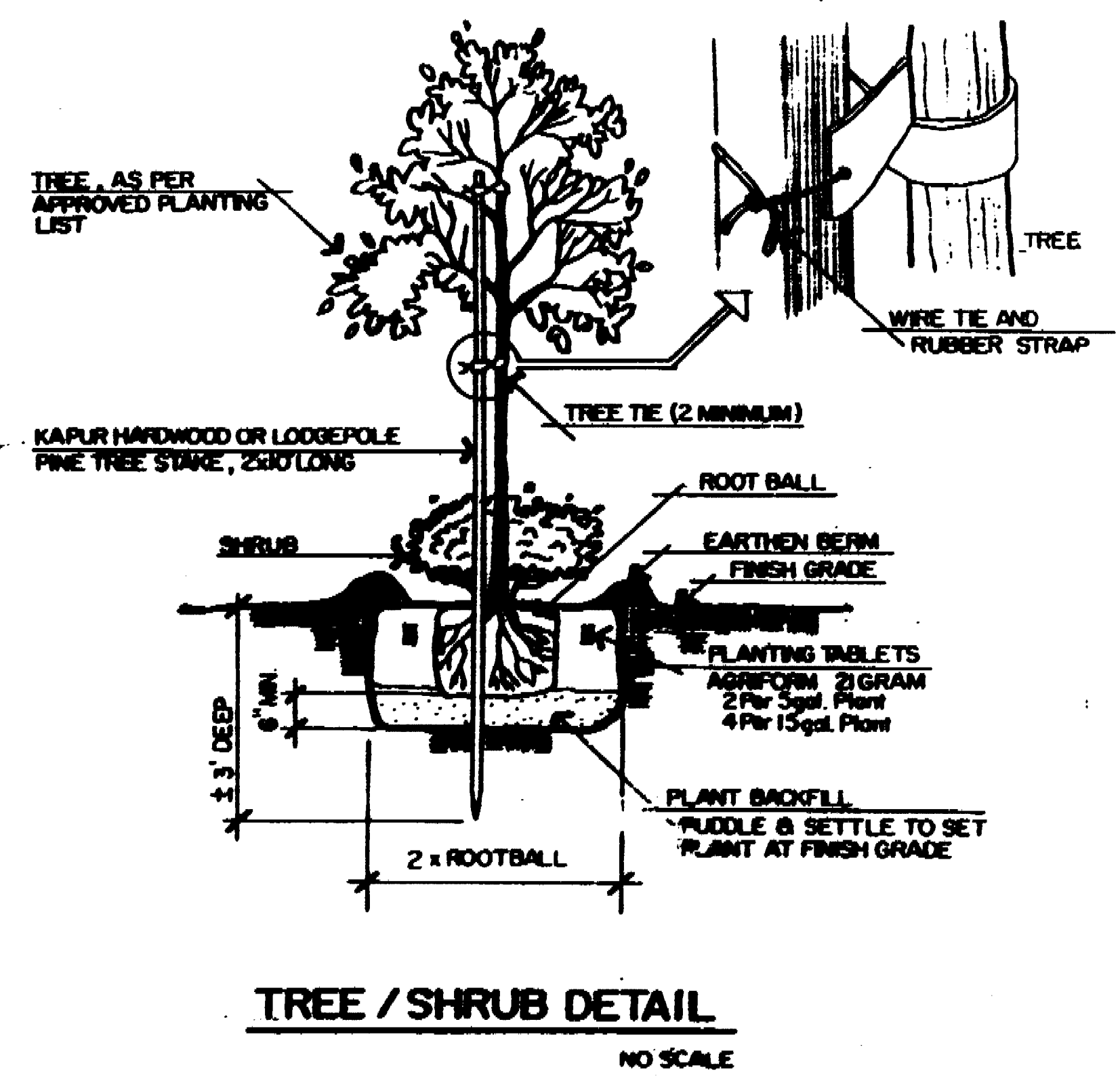
REINSTALL WALL MOUNT CLOCK AS SHOWN IN DETAIL B ON PLAN
RANERD 1806 POP UP SPRAY HEADS, IS SERIES, 15F, 15H, 15Q, 15RAD, 3.7, 1.85, 936.FM.
ELECTRIC 1 1/2 VALVE (ANGLE) GRISWOLD MOD. 2000
1" QUICK COUPLER, R.B. 44 L.C.
CONTROLLER WIRE, SEE PLAN
LATERAL LINES TO BE CLASS 40, SIZES NOTED ON PLAN.
EXISTING MAIN LINE, CLASS 315
MAIN LINE REPLACEMENT, CLASS 315, 1 1/4"
GATE VALVE IN CONC. BOX 1 1/2"

PLANT LEGEND

Key	No.	Botanic Name	Common Name	Size	Remarks
(3)	3	PYRUS KAWAKAMI	FLOWERING PEAR	15 gal	1/2 Calip. 8'-9'Hr.
(40)	40	AGAPANTHUS AFRICANUS	LILY OF THE NILE	1 gal.	BLUE BLOSSOM
(6)	6	MAHONIA AQUIFOLIUM 'COMPACTA'	OREGON GRAPE	5 gal.	
(13)	13	RAPHANOPERS INDICA 'JACK EVANS'	INDIAN HAWTHORN	5 gal.	PINK BLOSSOM
(H)		HEDERA HELIX 'HANNI'	HAINN IVY	FLATS	8" O.C.

- Planting Notes:**
- PLANTS, PLANT LOCATIONS AND GRADING SHALL BE APPROVED BY CITY LANDSCAPE ARCHITECT.
 - TREES AND SHRUBS SHALL BE WATERED WITHIN 2 HOURS OF TIME OF PLANTING AND FLOODED TO ELIMINATE AIR POCKETS.
 - APPLY A PRE-EMERGENT HERBICIDE (SURFLIN) TO PLANTERS.
 - PLANT MARKERS SHALL BE FOR 30 DAYS FROM DATE OF ACCEPTANCE.
 - THE CONTRACTOR SHALL BE RESPONSIBLE FOR FINAL GRADING AND ALL PLANTING SURFACE DRAINAGE. NO LOW SPOTS THAT HOLD STANDING WATER WILL BE ACCEPTED UPON COMPLETION OF WORK.

- Notes:**
- ADJUST HEAD LOCATIONS AND MAKE OTHER FIELD ADJUSTMENTS AS NEEDED TO PROVIDE UNIFORM COVERAGE.
 - ALL HEADS AT GRADE TO BE LOCATED 2" FROM CURB OR PAVING.
 - THE CONTRACTOR SHALL PROVIDE THE CITY WITH A COMPLETELY OPERATING SYSTEM AND CLEAN SET OF MARKED PRINTS AS AS-BUILT DRAWINGS.
 - FLUSH ALL LINES PRIOR TO INSTALLING HEADS.
 - PRESSURE CHECK MAINS WITH VALVES ATTACHED PRIOR TO BACKFILLING.
 - SPACING OF SPRINKLER HEADS AND LOCATION OF VALVES, ETC. SHALL BE AS INDICATED ON PLAN. ANY DEVIATION FROM PLAN MUST BE APPROVED BY THE CITY LANDSCAPE ARCHITECT.



OAK PARK SENIOR CITIZEN EXPANSION


LANDSCAPE/IRRIGATION PLAN

DEPARTMENT OF PUBLIC WORKS
CITY OF STOCKTON, CALIFORNIA

SCALE 1/8" = 1'	APPROVED BY: DATE	SHEET NO.
DESIGNED BY L.A.N./M.E.F.		L-1
DRAWN BY M.E.F.		OF 11 SHEETS
CHECKED BY (Signature)		ADD NO.
RECORD STAMP	CITY ENGINEER STOCKTON, CALIF.	

OAK PARK SENIOR CENTER
 LANDSCAPE/IRRIGATION PLAN
 2/14/10

2/14/10



TYPICAL DETAILS
 EXERCISE/ROUGH CRAFT ROOM EXPANSION
 OAK PARK SENIOR CITIZEN CENTER
 730 EAST FULTON
 STOCKTON, CA. 95204

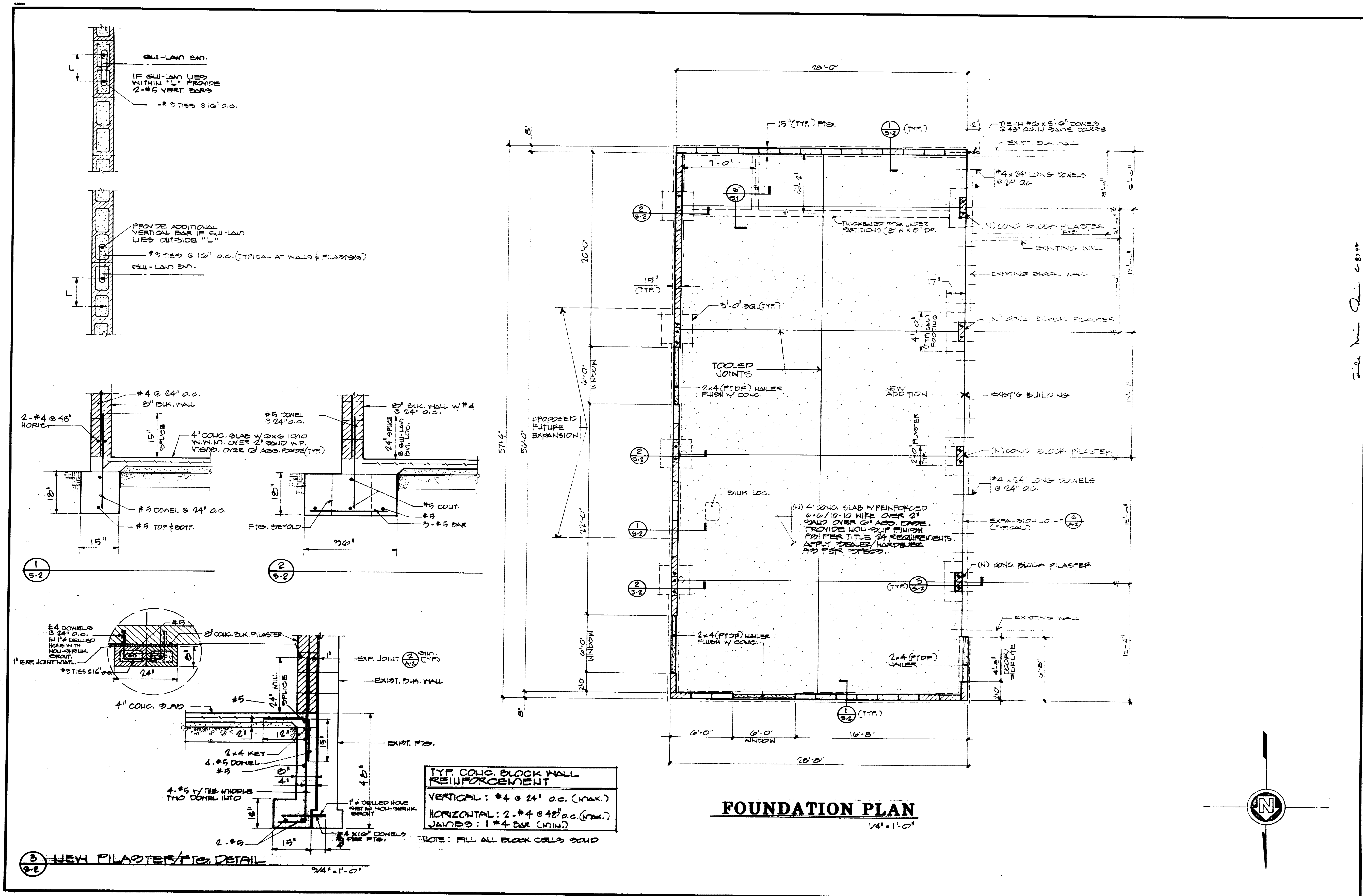
RAMSEY ■ DERIVI ■ CASTELLANOS
 ■ ARCHITECTS ■

ALL RIGHTS RESERVED. REPRODUCTION OF THIS DOCUMENT IS PROHIBITED WITHOUT THE WRITTEN PERMISSION OF THE ARCHITECTS.

Project Name	Exercise/Rough Craft Room Expansion
Date	7/24/12
Scale	1/8" = 1'-0"

2014-11-02





DATE	2-10-86
REVISIONS	

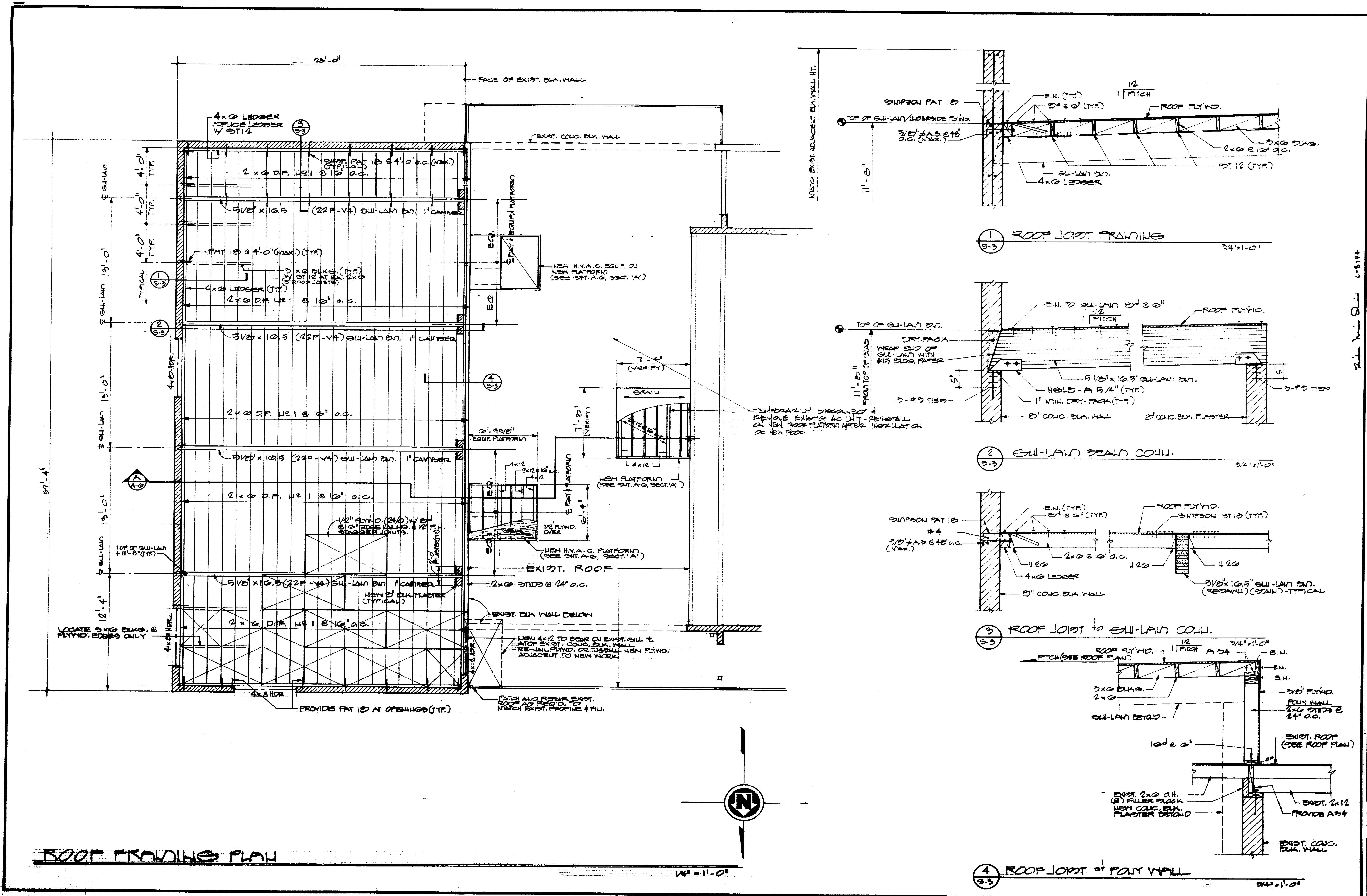
RAMSEY ■ DERIVI ■ CASTELLANOS
 ■ ARCHITECTS ■
 1428 NORTH HUNTER STREET, STOCKTON, CALIFORNIA 95202 209/462-2585

FOUNDATION PLAN w/ DETAILS
 EXERCISE/ROUGH CRAFT ROOM EXPANSION
 OAK PARK SENIOR CITIZENS CENTER
 786 EAST FULTON
 STOCKTON, CA 95204

SCALE	
DRAWN	
JOB	85-950
SHEET	5-2
OF 17 SHEETS	

Prepared by: Ramon Derivi
 Checked by: Steve Castellanos
 Date: 2/10/86

294.12C



ROOF FRAMING PLAN

DATE 2-6-86
REVISIONS

RAMSEY ■ DERIVI ■ CASTELLANOS
ARCHITECTS ■

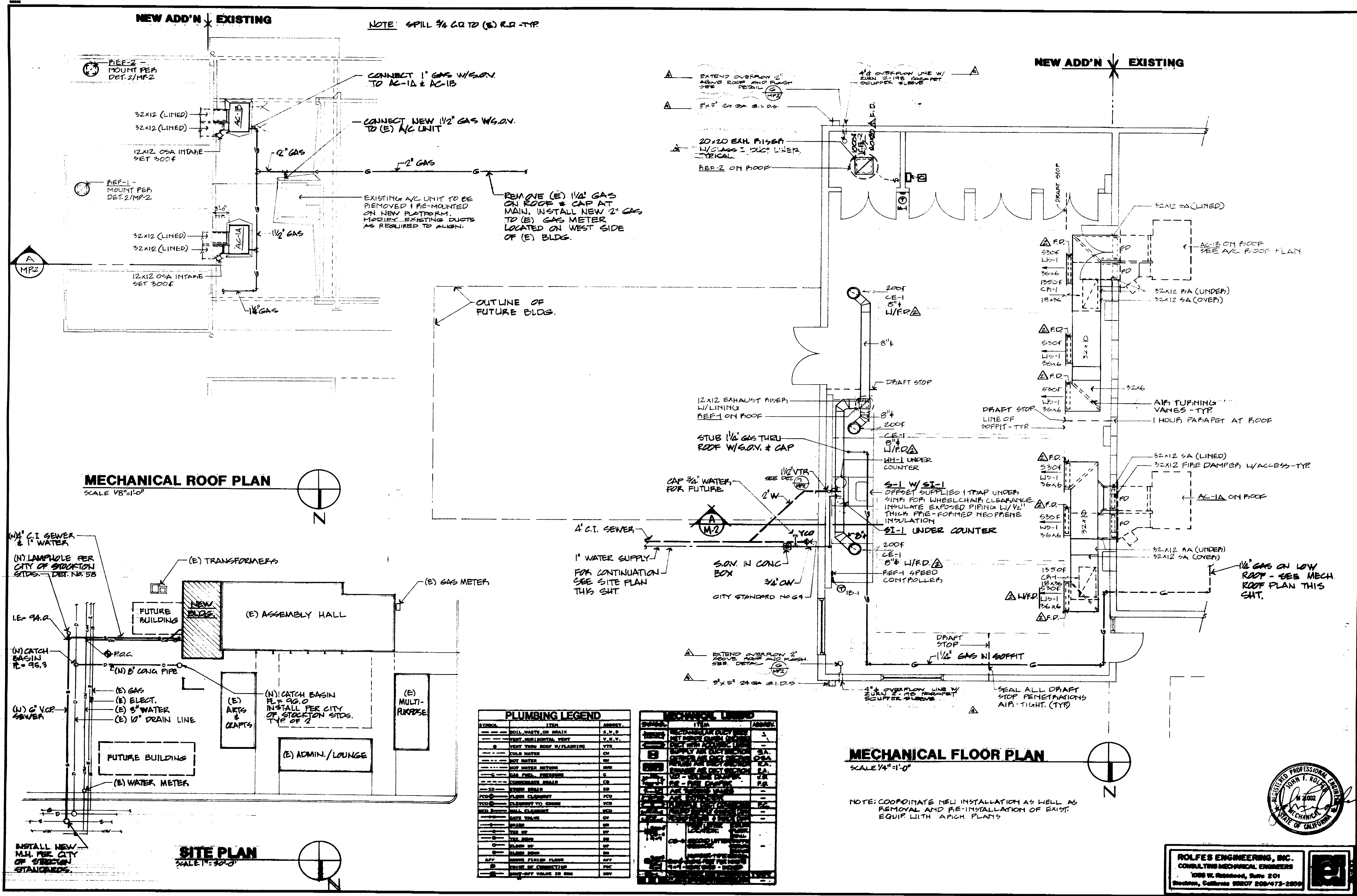
1428 NORTH HUNTER STREET, STOCKTON, CALIFORNIA 95202 209/462-2585

ROOF FRAMING PLAN
EXERCISE/ROUGH CRAFT ROOM EXPANSION
OAK PARK SENIOR CITIZEN CENTER
330 EAST PULTON
STOCKTON, CA. 95204

SCALE: DRAWN: JOB: 85-350 SHEET: 5-3 OF 17 SHEETS

DR. JOHN W. COOK, P.E.
Professional Engineer
Civil Engineering
No. 10000

294.130



DATE 2-10-80

REVISIONS

3-17-80	
3-26-80	
4-1-80	
4-16-80	

RAMSEY ■ DERIVI ■ CASTELLANOS
ARCHITECTS

1428 NORTH HUNTER STREET, STOCKTON, CALIFORNIA 95202 209/462-2585

FLOOR PLAN, ROOF PLAN, SITE PLAN
EXERCISE / ROUGH CRAFT ROOM
OAK PARK SENIOR CITIZEN CENTER
750 EAST TULFON
STOCKTON, CA. 95204

SCALE AS NOTED
DRAWN DM
JOB 85-350
SHEET
MP-1
OF 17 SHEETS

ROLFES ENGINEERING, INC.
CONSULTING MECHANICAL ENGINEERS
1036 W. Redwood, Suite 201
Stockton, California 95207 209/475-2800

DATE FOR GOOD WORKING
Plan, Roof, Site Plan
Rolfes Engineering, Inc.
209/475-2800

294-119

EQUIPMENT SCHEDULE											
MARK	MAKE MODEL	DESCRIPTION	CAPACITY		COOLING		AMB. TEMP.	ELECTRICAL		OPER. WT.	
			AIR CFM	HEATING TONS	SEAS.	TOTAL		HP	VOLTS		
AC-1A	CARRIER 48 FLA048	ROOF TOP GAS/ELECT	1600	.5	80	60	38.1	45.9	80° DB 65° WB	FLA 247 230 3	535#
AC-1B	CARRIER 48 FLA048	ROOF TOP GAS/ELECT	1600	.5	80	60	38.1	45.9	80° DB 65° WB	FLA 247 230 3	535#

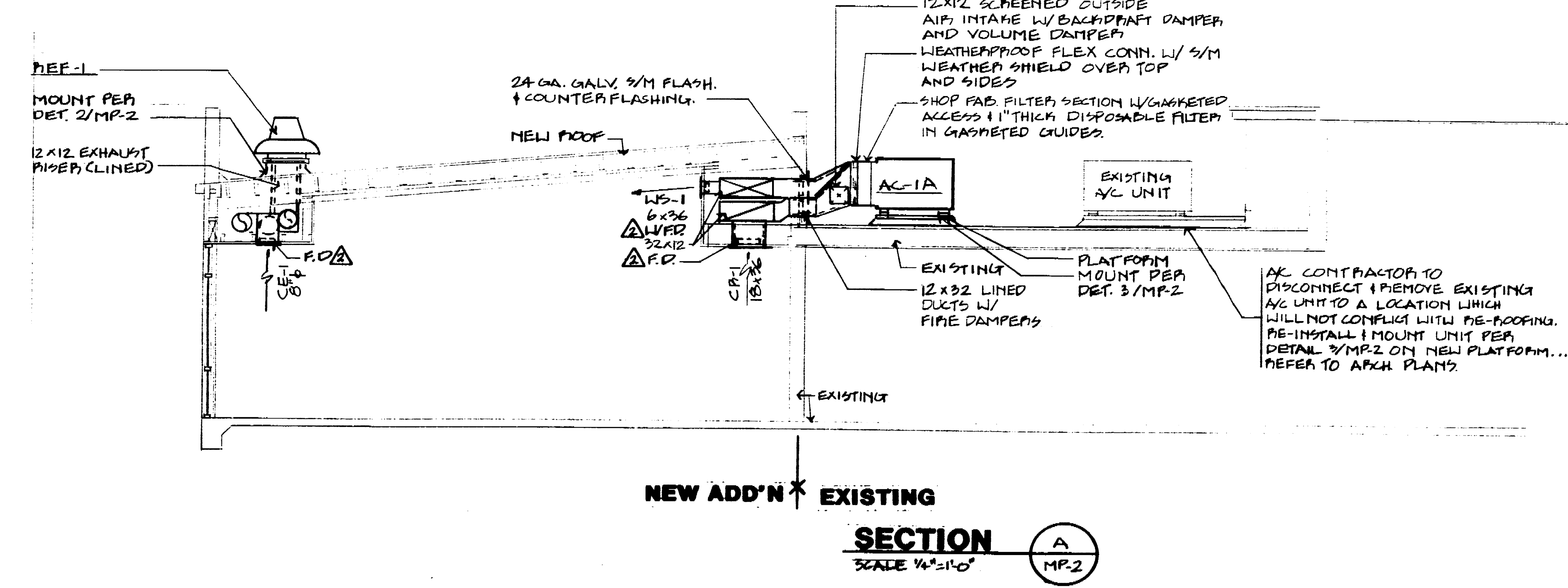
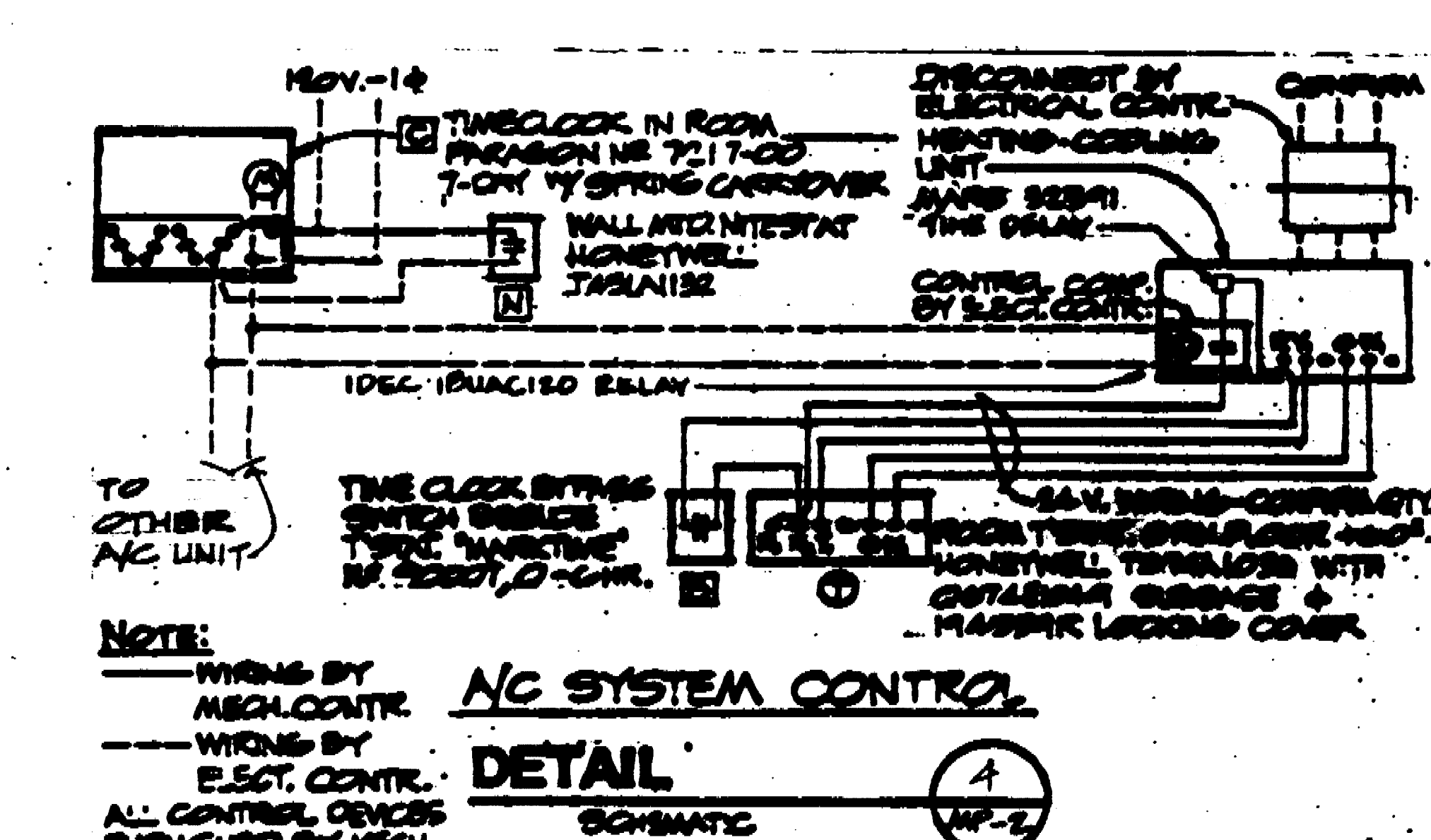
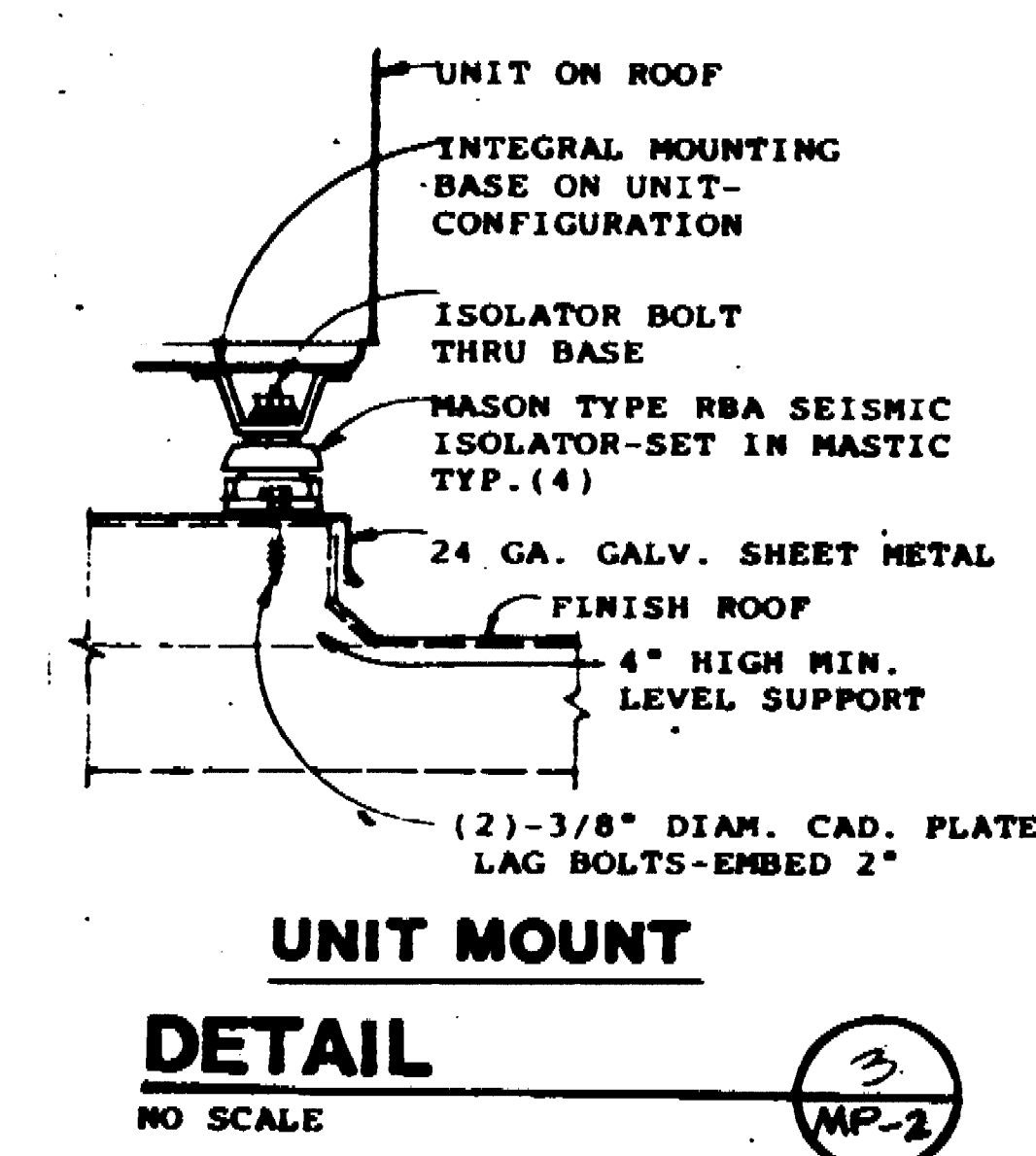
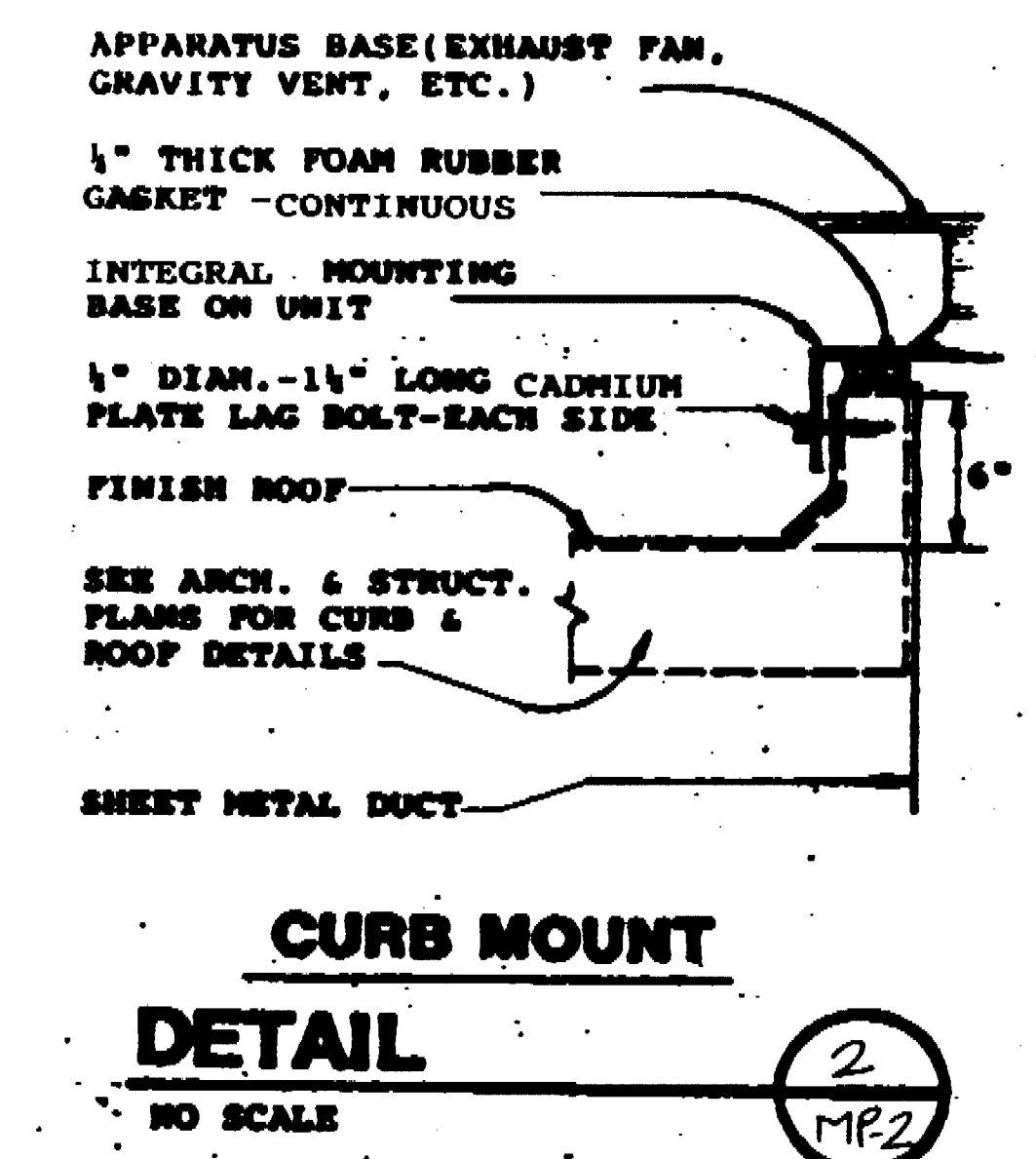
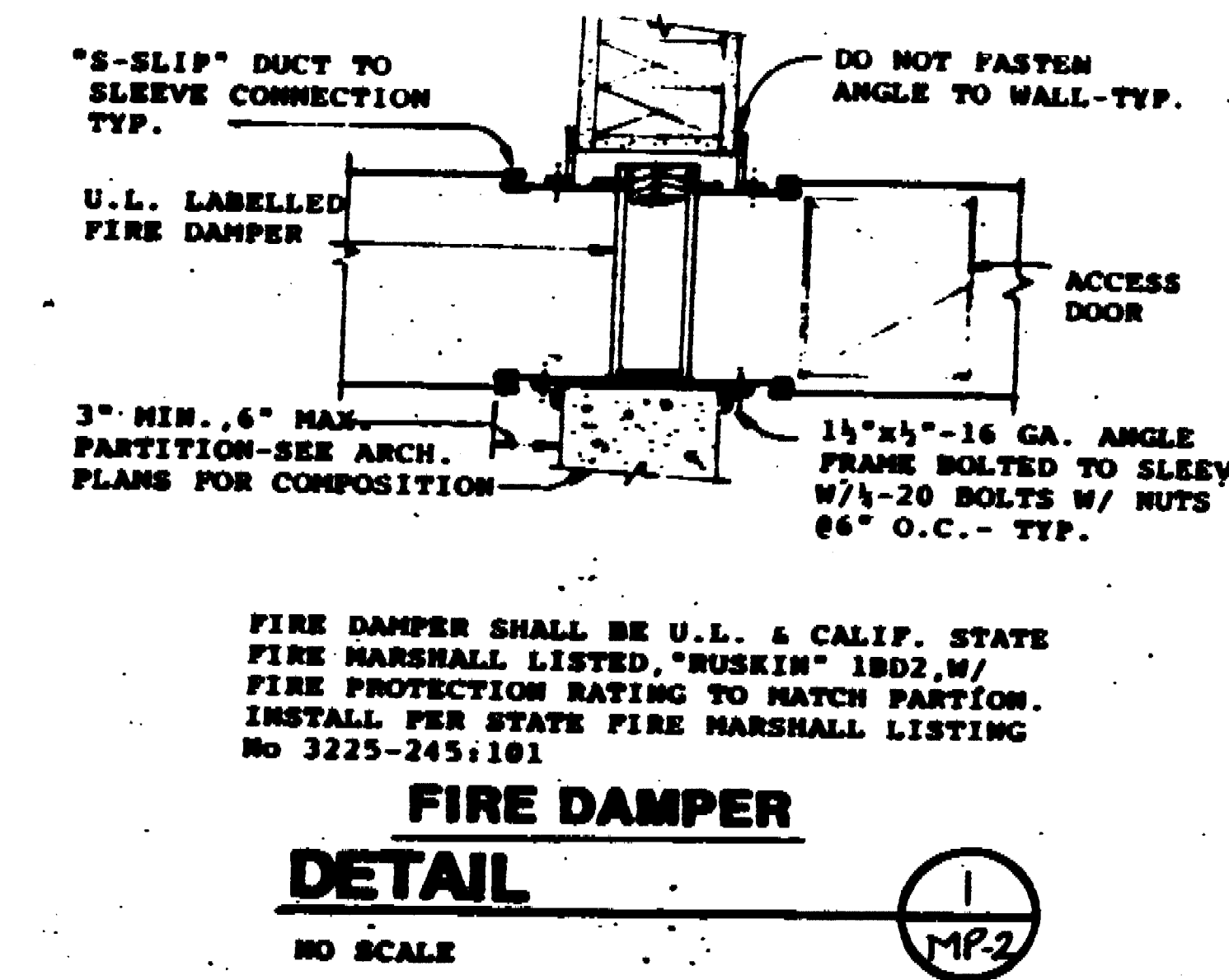
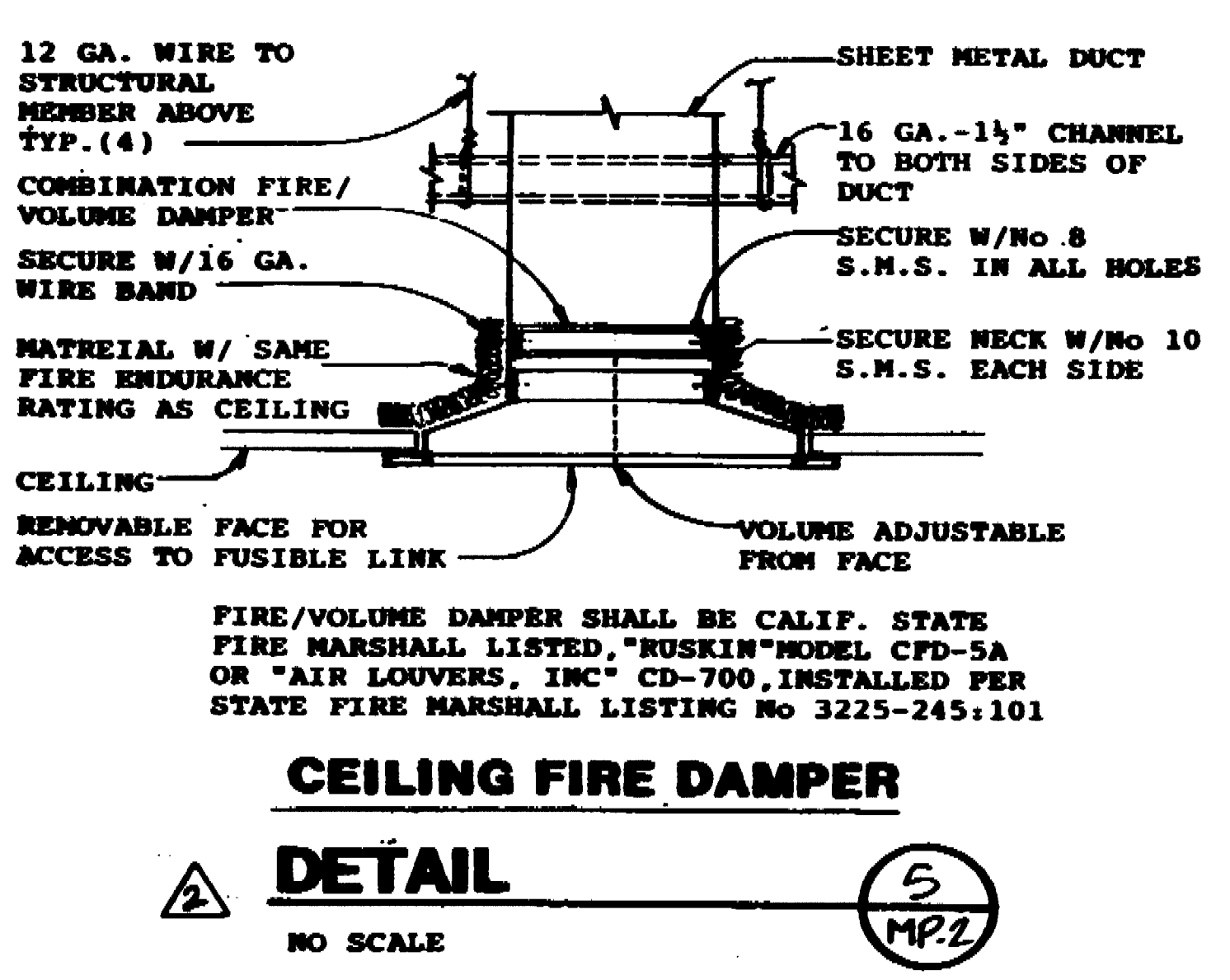
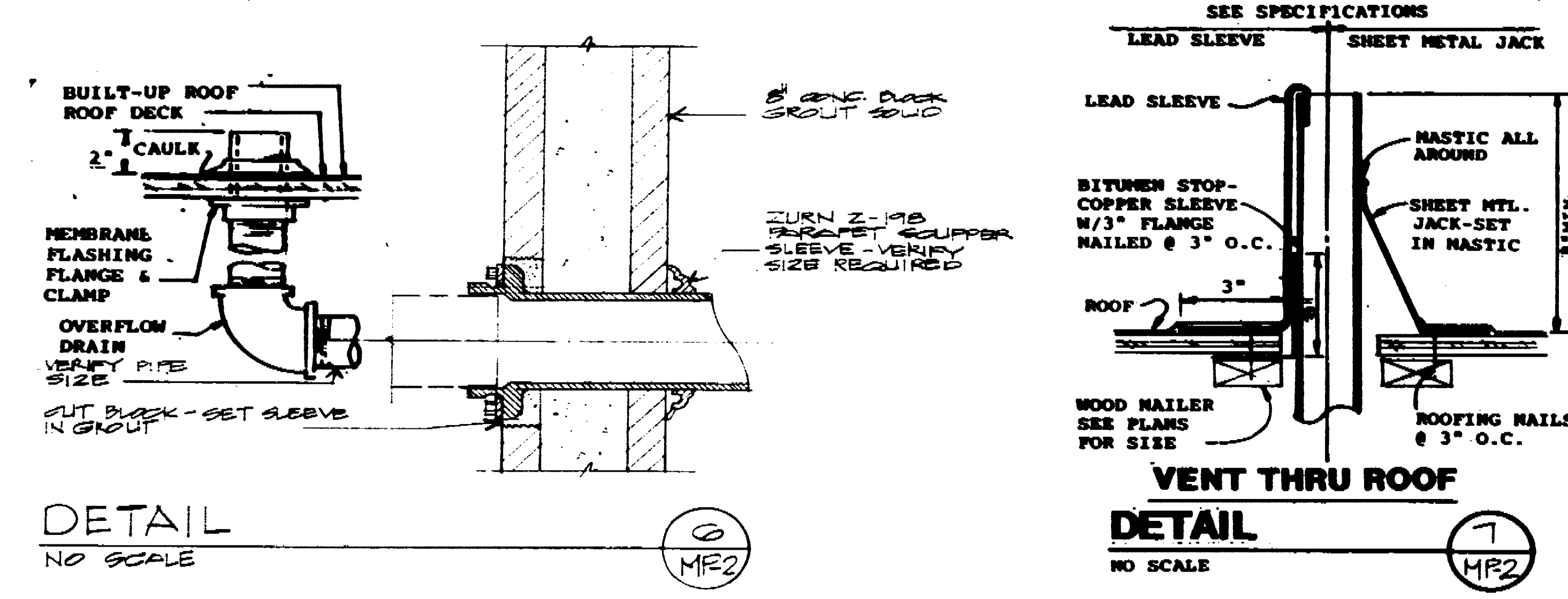
FAN SCHEDULE											
MARK	MAKE MODEL	DESCRIPTION	CAPACITY		COOLING		AMB. TEMP.	ELECTRICAL		OPER. WT.	
			AIR CFM	HEATING TONS	SEAS.	TOTAL		HP	VOLTS		
REF-1	PENN DOMEX AT 20L	ROOF EXHAUST FAN	600	1/8	900	4.9	HP	1/2	120	85, B.D.P. DISC. SPEED CONTROLLER	40#
REF-2	PENN DOMEX BE 4S	ROOF EXHAUST	1000	1/8	980	6.9	HP	1/2	120	85, B.D.P. DISC. 2-SPEED W/ WALL SWITCH	80#

DIFFUSER & REGISTER SCHEDULE									
MARK	MAKE MODEL	DESCRIPTION	FACE MOUNT	BLON	DAMPER	COLOR	REMARKS		
WS-1	TITUS 1701-35	CEILING SUPPLY	BLADE SURFACE	1-WAY	OBD	PRIME PAINT	ALUMINUM REMOVABLE COPE		
CP-1	TITUS 1700	CEILING RETURN	BLADE SURFACE			PRIME PAINT	ALUMINUM REMOVABLE COPE		
CE-1	TITUS T-1	CEILING EXHAUST	ROUND SURFACE		OBD	PRIME PAINT			
CE-2	TITUS 50-F	CEILING EXHAUST	LATTICE SURFACE			WHITE			

*ALL GRILLES & REGISTERS TO BE FINISH-PAINTED WITH ENAMEL WITH COLOR AS SELECTED BY ARCHITECT. ALL VISIBLE SURFACES BEHIND GRILLE FACE TO BE PAINTED WITH COLOR TO MATCH GRILLE FACE.

PLUMBING FIXTURE SCHEDULE

S-1	MOEN EXCALIBUR E-2522-3-H	20 GA. 5/8 SINK	MOEN 7300-A FAUCET MOEN SE-40 STRAINER SPRINKLER R 1715 R SUPPLY	INSTALL PER HANDBOOK REQUIREMENTS
WH-1	STATE PV-10-1NS1-K	10 GAL. ELECTRIC WATER HEATER	1650 WATTS - 120V - 1 7 GPM RECOVERY @ 100 DEG RISE	W/TAP RELIEF C.E.C. APP'D
SI-1	SURM S-1180	SOLIDS INTERCEPTOR	CAST IRON	



PLUMBING NOTES:

- SCOPE: A complete domestic plumbing system as generally delineated on the plumbing drawings, including service piping and final connections to equipment furnished and installed by other trades as may be shown on the architectural, electrical or other drawings of the contract documents.
- CODES: All work, material, and equipment shall be furnished and installed in compliance with the following codes as adopted and amended by the inspecting authority having jurisdiction. Nothing in these plans is to be construed to permit the installation of work, material or equipment not conforming to these or other codes applicable to this project:
 - A. Uniform Building Code
 - B. Uniform Plumbing Code
 - C. Uniform Mechanical Code
 - D. National Fire Code
 - E. National Electrical Code
 - F. Title 24, California Administrative Code
- WORKMANSHIP: All work shall be done in a neat and workmanlike manner according to the best trade practice by those skilled in the particular trade. Equipment, fixtures, piping, etc., shall be plumbed, level, square, or centered, etc., in strict compliance with manufacturer's recommendations.
- EXISTING INFORMATION: Location, size, elevation, material, etc., of existing utilities is provided from sources deemed reliable but is not guaranteed. Contractor to field verify all data before proceeding with any work. No extra cost will be allowed for services not so shown.
- PERMITS AND UTILITY SERVICE FEES: Plumbing contractor to arrange and pay for all permits, inspections, and service charges required in the installation of the work.

AIR CONDITIONING NOTES:

- SCOPE: Furnish and install complete and operating air conditioning systems including, but not necessarily limited to air conditioning units, exhaust fans, ducts, grilles, controls, and refrigerant piping, etc.
- CODES: All work, material, and equipment shall be furnished and installed in compliance with the following codes as adopted and amended by the inspecting authority having jurisdiction. Nothing in these plans is to be construed to permit the installation of work, material or equipment not conforming to these or other codes applicable to this project:
 - A. Uniform Building Code
 - B. Uniform Plumbing Code
 - C. Uniform Mechanical Code
 - D. National Fire Code
 - E. National Electrical Code
 - F. California Administrative Code Title(s) 24
- WORKMANSHIP: All work shall be done in a neat and workmanlike manner according to the best trade practice by those skilled in the particular trade. Equipment, ducts, grilles, etc., shall be plumbed, level, square, or centered, etc., to give a neat and pleasing appearance. All equipment shall be installed in strict compliance with manufacturer's recommendations.
- EXISTING INFORMATION: Location, size, elevation, material, etc., of existing utilities is provided from sources deemed reliable but is not guaranteed. Contractor to field verify all data before proceeding with any work. No extra cost will be allowed for services not so shown.
- PERMITS AND UTILITY SERVICE FEES: Contractor to arrange and pay for all permits, inspections, and service charges required in the installation of the work.
- COORDINATE MECH. INSTALLATION AS WELL AS REMOVAL AND RE-INSTALLATION OF EXIST. EQUIP. WITH ARCH. DRWG.

DATE	REVISIONS
2-10-86	
3-17-86	
5-26-86	

RAMSEY ■ DERIVI ■ CASTELLANOS
ARCHITECTS
1428 NORTH HUNTER STREET, STOCKTON, CALIFORNIA 95202 209/462-2585

DIFF./REG. SCH., EQUIP. SCH., FIXTURE SCH.
EXERCISE / ROUGH CRAFT ROOM
OAK PARK SENIOR CITIZEN CENTER
780 EAST FULTON
STOCKTON, CA. 95204

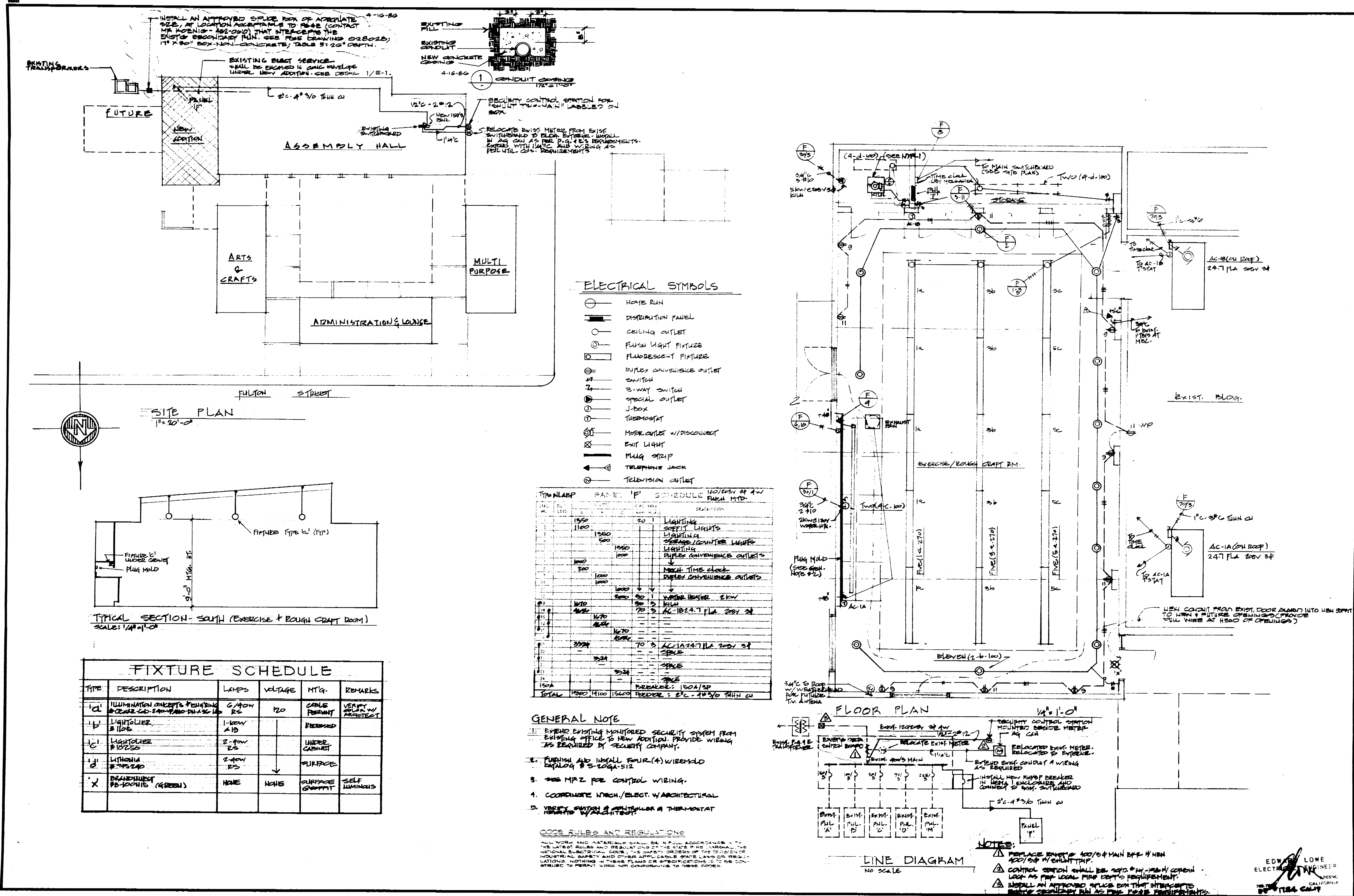
SCALE AS NOTED
DRAWN BY
JOB 05-150
SHEET
MP-2
OF 17 SHEETS

ROLFES ENGINEERS, INC.
CONSULTING MECHANICAL ENGINEERS
608 W. Rosewood, Suite 201
Stockton, California 95207 209/473-2800



Dr. Robert S. ...
...
...

29115C



DATE 2-10-86

REVISIONS

3-17-86
4-1-86
4-10-86

RAMSEY ■ DERIVI ■ CASTELLANOS
ARCHITECTS

1428 NORTH HUNTER STREET, STOCKTON, CALIFORNIA 95202 209/462-2585

DERIVI ■ CASTELLANOS ■ ARCHITECTS

FLOOR PLAN, SITE PLAN, PANEL SCHEDULE
EXERCISE / ROUGH CRAFT ROOM
OAK PARK SENIOR CITIZEN CENTER
199 EAST FULTON
STOCKTON, CA. 95204

SCALE 1/8" = 1'-0"
 DRAWN JOB 85-280
 SHEET OF 17 SHEETS

ELECTRICAL SYMBOLS

- HOME RUN
- DISTRIBUTION PANEL
- CEILING OUTLET
- FLUORESCENT LIGHT FIXTURE
- FLUORESCENT FIXTURE
- DUPLEX CONVENIENCE OUTLET
- SWITCH
- 3-WAY SWITCH
- SPECIAL OUTLET
- J-BOX
- THERMOSTAT
- MOTOR OUTLET W/ DISCONNECT
- EXIT LIGHT
- PLUG STRIP
- TELEPHONE JACK
- TELEVISION OUTLET

ITEM	QTY	DESCRIPTION
1	1	1500
2	1	1500
3	1	1500
4	1	1500
5	1	1500
6	1	1500
7	1	1500
8	1	1500
9	1	1500
10	1	1500
11	1	1500
12	1	1500
13	1	1500
14	1	1500
15	1	1500
16	1	1500
17	1	1500
18	1	1500
19	1	1500
20	1	1500
21	1	1500
22	1	1500
23	1	1500
24	1	1500
25	1	1500
26	1	1500
27	1	1500
28	1	1500
29	1	1500
30	1	1500
31	1	1500
32	1	1500
33	1	1500
34	1	1500
35	1	1500
36	1	1500
37	1	1500
38	1	1500
39	1	1500
40	1	1500
41	1	1500
42	1	1500
43	1	1500
44	1	1500
45	1	1500
46	1	1500
47	1	1500
48	1	1500
49	1	1500
50	1	1500
51	1	1500
52	1	1500
53	1	1500
54	1	1500
55	1	1500
56	1	1500
57	1	1500
58	1	1500
59	1	1500
60	1	1500
61	1	1500
62	1	1500
63	1	1500
64	1	1500
65	1	1500
66	1	1500
67	1	1500
68	1	1500
69	1	1500
70	1	1500
71	1	1500
72	1	1500
73	1	1500
74	1	1500
75	1	1500
76	1	1500
77	1	1500
78	1	1500
79	1	1500
80	1	1500
81	1	1500
82	1	1500
83	1	1500
84	1	1500
85	1	1500
86	1	1500
87	1	1500
88	1	1500
89	1	1500
90	1	1500
91	1	1500
92	1	1500
93	1	1500
94	1	1500
95	1	1500
96	1	1500
97	1	1500
98	1	1500
99	1	1500
100	1	1500

GENERAL NOTE

- EXISTING EXERCISE MONITORED SECURITY SYSTEM FROM EXISTING OFFICE TO NEW ADDITION. PROVIDE WIRING AS REQUIRED BY SECURITY COMPANY.
- FURNISH AND INSTALL FOUR (4) WIREMESH EXHAUST FAN @ 5-2024-512
- SEE MPZ FOR CONTROL WIRING.
- COORDINATE W/ ARCH. / ELECT. W/ ARCHITECTURAL
- VERIFY SWITCH, DIMMER AND THERMOSTAT RELOCATION

CODE RULES AND REGULATIONS

ALL WORK AND MATERIALS SHALL BE IN ACCORDANCE WITH THE LATEST EDITION AND REVISIONS OF THE NATIONAL ELECTRICAL CODE, THE NATIONAL FIRE ALARMS ASSOCIATION, NATIONAL ELECTRICAL CONTRACTORS ASSOCIATION, NATIONAL INDUSTRIAL SANITARY AND OTHER APPLICABLE SPICE LANS OR REGULATIONS. NOTHING IN THESE PLANS OR SPECIFICATIONS IS TO BE CONSTRUED TO PRESENT WORK NOT CONFORMATIVE TO THESE CODES.

FIXTURE SCHEDULE

TYPE	DESCRIPTION	LAMPS	VOLTAGE	MTG.	REMARKS
1a	ILLUMINATION CONCEALS PENDING	6" x 6"	120	CABLE	VERIFY W/ ARCHITECT
b	LIGHT FIXTURE # 1025	1-10W	120	RECESSED	
c	LIGHT FIXTURE # 1025	2-10W	120	UNDER CABINET	
d	LIGHTING # 1025	2-10W	120	MULTIPURPOSE	
x	RECESSED # 1025 (GREEN)	NONE	NONE	SURFACE MOUNTED	SELF LUMINOUS

